





CRAFT STATION





DAY 1

GET ONBOARD WHAT IS PRAYER?



VIRTUE: Responsibility (*doing a job with great care and attention: being reliable and dependable*)

BIBLE VERSE: "Draw near to God and He will draw near to you..." *James 4:8*

SAINT OF THE DAY: St. Raphael the Archangel

DESTINATION: Canada or USA



"Persevere in running the race that lies before us
while keeping our eyes fixed on Jesus."
Hebrews 12:1-2

RADICAL RIDE TRAVEL BAGS

Theme Connection:

It's time to get onboard our **Radical Ride** flight. You're going to need a carry on bag for the trip. You will each get to decorate your own travel bag to hold all your special VBS items such as your passport, water bottle, saint cards, and take-home crafts. It's going to be your **responsibility** to take it home and bring it back to VBS each day.

You'll Need:

- ☐ Canvas Bags (1/child)
Available at most dollar stores or order from orientaltrading.com.
- ☐ Religious foam stickers and stencils
- ☐ Colored markers or Sharpies and/or fabric markers
- ☐ (Opt.) Iron-on transfers and Radical Ride logos (PDF)

Activity:

Show a sample Radical Ride Travel Bag and share the theme connection.
(Opt.) Iron-on a Radical Ride logo to each bag.

Distribute a bag to each child.

1. Write your name on the bag and the words Radical Ride VBS.
2. Decorate your bags with stencils, markers, and stickers.



HEAVENLY SAINT LINKS

Theme Connection:

There are angels and saints in heaven praying for us right now. They are cheering us on and encouraging us because they want to see us get to heaven, too. We need to remember to ask them to pray for us.


You'll need:

- ☐ Heavenly Saint Links (1 sheet/child) (PDF)
- ☐ Colored markers, clear tape, and scissors

Activity:

1. Choose three saints to color and link them together with tape. *Make this into a giant group chain to display during your VBS.*

When kids are finished their crafts, they can color more links to add to the chain throughout the week.



AWESOME ANGEL VISORS

Theme Connection:

Our guardian angels are always watching over us. Whenever we travel, we can ask our guardian angels to guide and protect us. We are going to make Angel Visor Clips to put in our family vehicle to remind us that the angels are always with us wherever we go. Each time you enter your vehicle, you can pray the Guardian Angel Prayer that is on your Angel Visor Clip.

Ages: 7 and up

You'll Need:

- ☐ Angel Visor Template (1/child) (download)
- ☐ Guardian Angel Prayer (1/child) (download)
- ☐ Craft foam
- ☐ Wooden clothespins
- ☐ Mini craft eyes
- ☐ Scissors, glue, and markers

Prep:

- Print and cut out the Angel Visor Templates and Guardian Angel prayers. *Trace the angel pieces onto the craft foam for the younger kids.*

Activity:

1. Trace the 3 different angel pieces (*body, wings, halo*) onto the craft foam and cut them out.
2. Glue the pieces together and glue the eyes on.
3. Glue the Guardian Angel Prayer to the middle of the angel's body.
4. Write your name on the back of the halo.
5. Glue the clothespin to the back of the angel.

*Leaders: For better results, use hot glue guns to glue the clothespin to the angel.
Set aside to dry.*



**“Even when alone, be cheerful,
remembering always that you
are in the sight of angels.”**

St. Therese of Lisieux

PRAYER TIME DOOR HANGERS

Theme Connection:

This Prayer Time Door Hanger is meant for you to hang on the outside of your door when you want to spend time in your prayer spot. This will tell others that you want to have a quiet time with God, with no interruptions. Jesus says in Matthew 6:6, *“But when you pray, go into your room and shut the door and pray to your Father who is in secret; and your Father who sees in secret will reward you.”*

You’ll Need:

- ☐ Foam or wooden door hangers (1/child)
- ☐ It’s My Prayer Time notes (1 note/child)(download)
- ☐ Prayer Clipart (download)
- ☐ Small, religious foam stickers
- ☐ (Opt.) Paint, small paintbrushes and cups of water (for wooden door hangers only)
- ☐ Markers
- ☐ Glue

Prep:

- For the younger kids, cut out the Prayer Time Notes and clipart.

Activity:

1. Glue the “It’s My Prayer Time” note to your door hanger.
2. Color, cut and glue the Prayer Clipart on the door hanger and decorate it with small stickers.
3. Write your name on the back.

