




WELCOME TO THE ROYAL COURTYARD



Day 1

Theme: Mary said “Yes” to God and became the Mother of Jesus. Mary is also our mother.

Virtue: Obedience (doing God’s will; following his commandments)

WELCOME TO THE KINGDOM

Theme Connection:

Welcome princes and princesses to the Coolest Kingdom Party in the land of VBS!

I am happy that you could all join us for our Great Games in our Royal Courtyard.

My name is King/Queen _____ (Ex. *Queen Jacinta*)!

I have the great honor of being your fun ruler in command (*games leader*) this week. I have some special rules to teach you as you prepare to enter this Cool Kingdom. There are many different citizens who live in the royal castle, and it’s important that they all follow my commands. Mary, the greatest and most fairest Queen of All, whom we will be learning about all weeklong, was a great example of someone who was obedient in following God’s commands. Let us remember to ask Mary to help us to be great listeners who practice obedience.

Rules: Have fun, play safe, etc.


For added fun, read the above text in a British accent and print it on a scroll. (see download)

Activity:

1. I will call out the names (*ie. Servant, Court Jester, etc.*) in any random order and you must try to remember the commands. The quicker it goes, the more fun it is!
2. (*Opt.*) Afterwards, I may decide to reward my obedient, royal citizens with Kingdom Cards or royal prizes.

Make sure kids and leaders do each command as you demonstrate it.

1. When I call out **King**, I need everyone to stand up tall, salute, and say: His Majesty, the King!
2. When I call out **Queen**, I need everyone to sit down and wave (*a royal wave*) to the Queen.
3. When I call out **Knight** in shining armor, I need everyone to rise up and prepare for battle holding their imaginary sword and shield.
4. **Prince:** Everyone take a bow.
5. **Princess:** Everyone do a curtsy.
6. **Servant:** Get on your hands and knees and scrub the floor.
7. **Cook:** Stir a big pot of soup.
8. **Royal horse:** Gallop on the spot really fast!
9. **Court Jester:** Dance around.
10. **Priest:** Kneel down and say a prayer.



SIGNING THE ROYAL SCROLL

Theme Connection:


This is a great game for all royal citizens of the Cool Kingdom to meet and get to know each other.

You'll need:

- ☐ The Royal Scroll game sheet (*download*)
- ☐ Colored markers (*1/child*)

Set Up:

- Print The Royal Scroll game sheet. (*download*)
- Roll up each paper into a scroll.



Activity:

1. You will be handed a scroll and a colored marker.
2. Collect as many signatures as you can, in 5 minutes, from all the players in the Cool Kingdom.
First names only for kids under 8. First and last names for kids 8 and older.
3. Before you sign each other's scrolls, be sure to greet each player with a firm handshake.
4. Tell them your name and something cool about yourself. *Leaders demonstrate:* "Hello, my name is _____ and I love horses." "Hi, my name is _____ and I play the violin."
5. (*Opt.*) Award prizes to those who collected the most signatures.

ROSES FOR MARY


Theme Connection:

Every time we pray the Hail Mary, it's like we're offering a beautiful rose to Mary, our Blessed Mother. Imagine you're in a Royal Garden (*games area*) in the Cool Kingdom and we want to try and gather a whole basket full of roses for Mary. We can present these flowers to her as a gift from all her children whom she loves so much.

Ages: 4-6 years old

You'll need:

- ☐ Poster of Mary (*download*)
- ☐ Roses for Mary (*download*) (*or use real rose petals*)
- ☐ Pink or white colored paper (*approx. 8-10 sheets*)
- ☐ Basket



Set Up:

- Print the Mary Poster and post it in your games area. Place a basket beside the poster.
- Print several pages of the roses on colored paper and cut them out.
- Spread the roses out and hide them in the games area.

Activity:

1. Collect one rose at a time and bring it to Mary by placing it in her basket. (*demonstrate*)
2. Let's see how many roses we can gather in 4 minutes.
Afterwards, gather everyone in front of the basket full of roses:
cheers for Mary: Hip, hip, hooray!

KINGDOM CHAOS

Theme Connection:

We need to follow Mary's example and say "Yes" to God by listening and obeying Him.

This game is called Kingdom Chaos because it reminds us that when we choose not to obey God, it brings trouble or "chaos" to our hearts and to the Kingdom of God.

You'll Need:

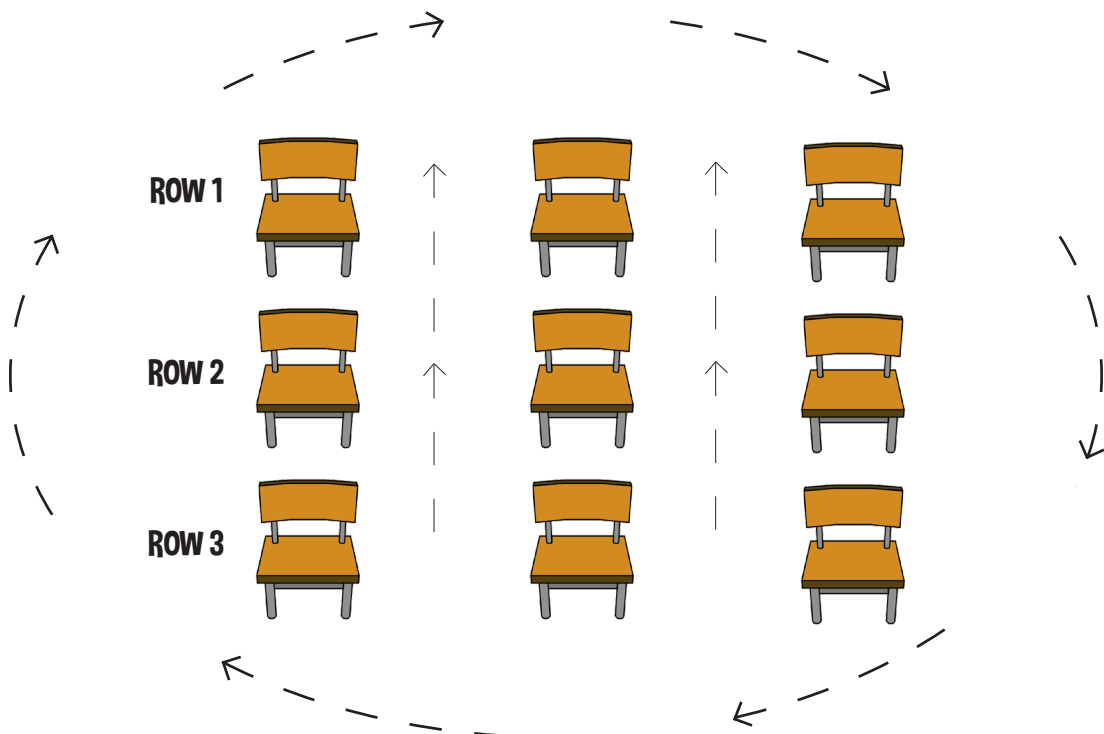
- ❑ (Opt.) Chairs or mini carpets

Set up:

- (Opt.) Set up chairs in equal rows.
Leave plenty of room between the rows for children to move around.
If you don't want to use chairs, kids can remove their shoes to mark their spot.

Activity:

1. I will choose someone to start off as the king or queen of our kingdom. They can stand at the front. All remaining players (*princes/ princesses*) can find a seat. There should be no empty seats. I will assign a number to each row. (*1, 2, 3, etc.*)
2. When the king or queen calls out a row number, all the players in that row need to run to the back, and run all the way around the kingdom (*clockwise*) to find an empty seat in that row.
Be sure to obey the rules by running a complete circle around the kingdom.
3. At the same time, the king or queen is starting from the front and running all the way around (*clockwise*) to try and find a seat.
4. The player who does not find an empty seat becomes the new king or queen.
5. The new king or queen may choose to call out **Kingdom Chaos** rather than a number. All players must run to the back, and all around to find any empty seat in the kingdom.
Anybody who doesn't get to be the king or queen in this game can be awarded a small prize or Kingdom Card. This will give them the incentive to try hard to find an empty seat, rather than always wanting to be the king or queen.



HAIL MARY HUNT

Theme Connection:

The Hail Mary is a beautiful prayer. How many times do we say it when we pray the rosary? (*53 times*) Each time we pray a Hail Mary, we're offering a gift of love to Mary, our Queen, so that she can present it even more beautifully to Jesus. This game is a fun way to help us learn and remember the Hail Mary.

Age level: 7 and up

You'll need:

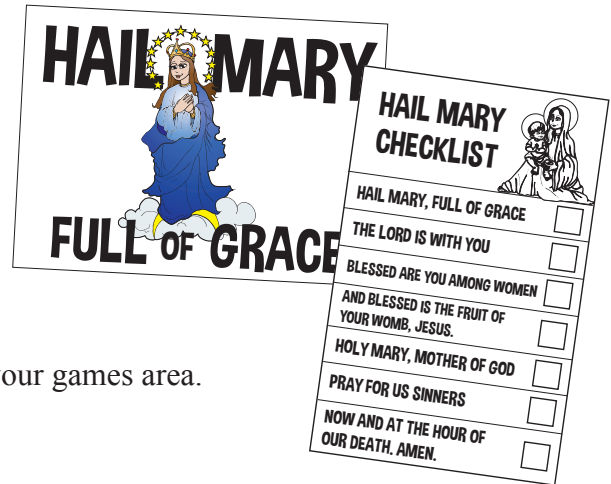
- ☐ Hail Mary Checklist (*1/team*) (*download*)
- ☐ 7 Hail Mary Game Posters (*download*)
- ☐ 7 different colored markers

Set Up:

- Print a Hail Mary Checklist for each team.
- Print the Hail Mary Hunt Posters and hide them in your games area.
- Place one colored marker beside each poster.

Activity:

1. Divide into teams and each team will be given a Hail Mary Checklist.
2. Everyone on the team must stay together by linking arms.
3. Hunt for all seven posters that have the parts of the Hail Mary prayer.
4. When you find a poster, check off the part of the prayer that matches the one on your team's checklist. Use the colored marker that you will find beside the poster and be sure to leave it there.
5. The first team to fill up their checklist with the designated colors, wins.



DRESSED UP LIKE ROYALTY

Theme Connection:

Let's imagine that we've all been invited to a fancy, royal Cool Kingdom Party with the king and queen. In this game, you'll have fun dressing up like royalty!

You'll need:

- ☐ Box (*1/team*)
- ☐ Dress-up clothes (*equal amounts of items/team*)
(*Ex. Dress coats/jackets, shirts, skirts, dresses, ties, shoes, boots, capes, wigs, crown, sunglasses, necklaces, pants, etc.*)

Set up:

- Determine a start and a finish line.
- Spread out the team boxes of dress-up items on the finish line.

Activity:

1. Divide into equal teams and line up on the start line.
2. The first player from each team will race to put on one item from your team's box.
3. Run back to your team wearing the item and tag the next player.
4. Once each teammate has had a turn, the first player starts over until your team box is empty.
5. The first team to be all dressed in royalty can clap and cheer!

