



Dear VBS Director,

Welcome to the Radical Ride on the Wings of Prayer VBS!

This program was creatively designed to help kids and leaders explore, learn and grow in their Catholic faith.

The goal of this program is to help children learn more about prayer and how to put it into action.

The Cat.Chat VBS is designed as a 5 day program. Each VBS program schedule will vary from parish to parish, but generally summer programs run from a Monday to Friday (approx. 8:45 a.m.-12:00 noon). The last day of the VBS may extend into the afternoon with a Radical Ride Party.

Each day of the Cat.Chat VBS includes:

- **Opening Assembly (20-25 min.)**

Everyone meets together for music & theme song, prayer, announcements, virtue demonstration, Bible verse, skit, and dismissal into groups for station rotations.

- **5 Main Stations: Faith, Crafts, Games, Music and Snacks (25 min. each)**

Adult volunteers (Group Leaders) lead their group of children through the 5 different stations.

Allow an extra 5 minutes for groups to change stations.

The groups will vary in size, depending on the number of participants attending your VBS.

- **Closing Assembly (10-15 min.)**

Everyone meets together for the Cat.Chat song(s) of the day, announcements, prayer, and dismissal.

Ideally, children should be divided into groups according to their age.

Preschool and kindergarten (4-5 year olds), Grades 1-3 (6-8 year olds), Grades 4-6 (9-11 year olds)

Grades 7 & up can have roles in areas of interest such as: Music, skits, party planning, decorating, food prep, assistants for Station Leader or Group Leaders, etc.

Each day, the activities in this VBS program focus on a central theme and virtue. From the snacks and crafts to the music and games, each activity is designed to reinforce the day's teachings and enhance the child's faith learning experience.

In this guide, you will find a list of your responsibilities, helpful hints, a program overview, skits, virtue demonstrations and reproducibles.

Thank you for taking on this important role. We hope this Cat.Chat Vacation Bible School program blesses you as much as it blesses the children who participate.

In Christ,

**The Cat Chat
VBS Team**

**"In prayer, the important thing is
not to think much, but to love much."
St. Teresa of Avila**



PROGRAM OVERVIEW

	Day 1	Day 2	Day 3	Day 4	Day 5
Theme	Get Onboard: What is Prayer?	Prepare for Take Off: Learning How to Pray!	The Flight: Praying Through the Ups and Downs	The Landing: Putting Prayer into Action	Refueling: How to Refuel Our Faith!
Destination Country	Canada or United States	Poland	France	Italy	Mexico
Saint of the Day	St. Raphael	St. Faustina	St. Bernadette	St. John Bosco	St. Juan Diego
Virtue of the Day	Responsibility	Trust	Respect	Zeal	Humility
Opening Assembly	VBS Songs, Prayer, Announcements, Theme and Virtue Demonstrations, Bible Verses and Skit (Departure for destination country)				
Skits	Hello, are you there?	Prayer 101	Obstacles in Prayer	Prayer in Action	Hey there Jesus, it's me!
FAITH Station	P. is for Praise Bible Story: Power of Prayer Audio Clip: Angels are for Real Prayer Calendar	Personalized Prayer Spot The Lord's Prayer Bible Story: Walkin' on Water Audio Clip: In God's Presence	Staying Close to Jesus Placing Jesus at the Center Bible Story: Ups and Downs Audio clip: Life with Jesus	In the Action Balance Beam Demonstration Bible Story: Paul's Missionary Zeal Audio Clip: Called to Take Action	Special Guest Jesus in the Blessed Sacrament Audio Clip: Our Heavenly Team Learn to Pray the Rosary
MUSIC Station	Radical Ride In the Presence of the Angels	Prepare for Take-off! Teach Me to Pray	To the Sky Plug into Him	I am Called Every Little Thing	Almighty God Review songs of the week
CRAFT Station	Radical Ride Travel Bags Awesome Angel Visors	Praise Place Mats Prayer Pillow Cases	Holy Water Jars Prayer Journals	Prayer Boxes Good Deed Beads	VBS Photo Frames Spiritual Bouquet
SNACK Station	Edible Airplanes Mini Angel Food Cakes	Mini Snack Chapels Polish Planes	Dessert Crepes French Toast Flags	Pizza Buns Italian Sodas	Taco Salad in a Bag Taco Munch
GAMES Station	Welcome Aboard! Packing the Suitcase	Radical Ride Obstacle Course Secret Prayer Spot	Around the World Adventure Have You Ever?	Dancing with the Saints A World of Possibilities	Find Your Saint Partner Saint Trivia
Closing Assembly	VBS Songs, Prayer, Announcements, Take Home Items and Dismissal				



DIRECTOR SAMPLE PAGES



Director Planning and Responsibilities

- ☐ Check with your parish priest and **set date, times and location** for your VBS.
 - ☐ **Set a registration deadline.**
 - ☐ **Determine your budget** in advance and how the parish wants to handle purchases for VBS supplies. (*crafts, snacks, etc.*) Set up a system for submitting invoices and receipts.
 - ☐ **Determine the cost you will charge** per child. You can approach the parish council to see if they will supplement the additional costs. *Things to consider: Will volunteers have to pay for their kids? Do you want to give a discount to larger families?*
 - ☐ **Promote your VBS** in the parish bulletin, social media, school newsletters, parish website, etc. Send out personal invitations to families in your community. (*download social media graphics and other promotional material*)
 - ☐ Handout the **registration forms** or set up your own online registration.
 - ☐ Make announcements at church to recruit adult and youth leaders and post a volunteer sign-up sheet. (*download sign-up sheet*)
 - ☐ Create a database of all the children who are registering. (*download the Excel spreadsheet.*)
 - ☐ Schedule a meeting with your station leaders to review the program and plan your VBS.
- Share the password for the Radical Ride MY VBS digital program with your main station leaders so they can access the files for their station. MY VBS contains all the lesson plans, downloads, action song videos and music for your VBS.**

PERMISSION TO ACCESS THE MY VBS DIGITAL PROGRAM IS ONLY GRANTED TO YOUR VBS TEAM LEADERS.
- ☐ Confirm all **leader** positions:
 - ☐ Assistant Program Director
 - ☐ Treasurer
 - ☐ Faith Leader
 - ☐ Music Leader
 - ☐ Craft Leader
 - ☐ Games Leader
 - ☐ Snack Leader
 - ☐ Decoration Team
 - ☐ Registration/Welcome Committee
 - ☐ Group Leaders
 - ☐ Skit Team
 - ☐ Photography/Video/Computer Support
 - ☐ Runner/Floater
 - ☐ (*opt.*) Childcare Team
 - ☐ Schedule a training session with all volunteers. Go through their roles and responsibilities.
 - ☐ Determine the area for the main assembly, as well as the games, music, crafts, snacks, and faith stations. Confirm with your parish priest that you have permission to use specific areas in the church for your VBS. *Have a back up plan for last minute events (ex.funerals) that may take up your space.*
 - ☐ Request any necessary **sound and video equipment.**
 - ☐ **Order VBS Music CDs, saint cards and posters.** Please allow up to 7-10 business days for shipping. *For an additional fee, you can call to request Express Post Shipping. Digital Music available. Go to catchat.ca/store to purchase a licensing fee.*
 - ☐ Schedule volunteers to help set up and decorate a couple days before the start of VBS.
 - ☐ After VBS, send thank you notes or gifts to volunteers. You could even plan a wrap-up party. (*Wine and cheese, BBQ, etc.*)

Sample Schedule and Group Rotations

Monday - Friday Schedule

Opening Assembly:

9:00 – 9:10	Arrival and music (<i>Theme Song, Action Songs, etc.</i>)
9:10 – 9:25	Prayer, Welcome, Announcements, Virtue demonstration, Bible verse, and Skit.
9:25	Dismissal to first rotation of stations

	<u>Canada</u>	<u>Italy</u>	<u>Mexico</u>	<u>Poland</u>	<u>France</u>
9:25 - 9:50	Craft	Music	Faith	Games	Snack
9:55 - 10:20	Games	Craft	Music	Snack	Faith
10:25 - 10:50	Snack	Games	Craft	Faith	Music
10:55 - 11:20	Music	Faith	Snack	Craft	Games
11:25 - 11:50	Faith	Snack	Games	Music	Craft
11:50 – 12:00	Closing Assembly: Action Song, Announcements, Closing Prayer and Dismissal				

To add variety to each day, use the sample schedule for Monday. On Tuesday, shuffle the groups over one column to the right. (Ex. Canada would do Italy's rotation, the Italy would do Mexico's rotation, etc.) Shuffle again on Wednesday, Thursday and Friday. This works great to allow groups to start and finish at different stations each day.

Depending on the number of participants at your VBS, you may choose to have four different groups instead of five, with one station closed during each rotation.

The Snack Station could be closed for the first rotation every morning, so the snack leaders can prepare the food. This gives every station leader a break during the morning.

Another option is to only have the snack station open once during the day in order to have everyone all together for a mid-morning snack.

Optional: Friday Schedule (Adjusted For Mass and Closing Celebration)

Opening Assembly:

9:00 – 9:15	Arrival, Music, Prayer, Announcements, Virtue demo, Bible verse, and Skit
-------------	---

	<u>Canada</u>	<u>Italy</u>	<u>Mexico</u>	<u>Poland</u>	<u>France</u>
9:15 - 9:35	Craft	Music	Faith	Games	Snack
9:40 - 10:00	Games	Craft	Music	Snack	Faith
10:05 - 10:25	Snack	Games	Craft	Faith	Music
10:30 - 10:50	Music	Faith	Snack	Craft	Games
10:55 - 11:15	Faith	Snack	Games	Music	Craft
11:15 - 12:00	Closing Mass				
12:15 - 1:30	Closing Celebration (<i>Radical Ride Party</i>)				

The Cat.Chat VBS sample schedule is set up around a group rotation. The number of kids in your small groups will vary depending on the number of participants registered in your VBS.

Assign children of the same age into the same small group. Try to assign no more than 15- 20 children in a small group. This is a manageable number of children for one adult and one teen assistant (approx. 6:1 ratio). Younger groups may need additional assistants.

The children will go through the daily schedule with their group leader. The group leaders *do not lead the activities*; they *guide the children to each of the stations* and *assist in the children's participation* in the activities. The station leaders will be the ones leading the crafts, snacks, games, etc.



(Option 1) Flight Group Names

- Pilots** (10-11 year olds)
- Air Traffic Controllers** (8-9 year olds)
- Airport Security Guards** (6-7 year olds)
- Flight Attendants** (5 year olds)
- Airplane Mechanics** (4 year olds)



(Option 2) Country Group Names

- | | |
|------------------|-----------------|
| 1. Canada | 7. Australia |
| 2. United States | 8. South Africa |
| 3. Poland | 9. China |
| 4. France | 10. Japan |
| 5. Italy | 11. Haiti |
| 6. Mexico | 12. India |




If you have more than 100-150 kids registered in your VBS, it works well to have two small groups visiting a station at the same time. Or have two separate stations running. (Ex. two craft stations, two snack stations, etc.)

Group Banners and Flags

Group banners are great for a meeting place in the morning and to keep the group together as you move from station to station. To have the banner stand up on its own, insert the banner pole into a large traffic cone.

If you choose to use the Country Group Names, we recommend purchasing flags online for the groups. We also include a printable version if you want to print and color them yourself. ([download](#))

Print the group schedules and rotations to tape on the back of each banner.



Decorating Ideas

Make a runway in the foyer/entranceway using black or yellow tape.

Stack up suitcases and travel bags of various shapes and sizes in your main assembly.

Post a large world map in the gathering area and highlight the destination country each day.

To make clouds, tie clusters of white and blue balloons and hang them from the ceiling. You can also cut out clouds using white paper or corrugated plastic.

Paper planes make great decorations and are easy to make. Use colored paper to make small or large planes. You can also buy styrofoam planes at dollar stores. Hang the planes from the ceiling, so that they look like they are flying amidst the clouds.

Visit your local travel agent or airport and get brochures to post up on the walls.

Set up a prayer spot in a special corner or area with mats or pillows to sit on, battery operated candles, a Bible, rosary, prayer/saint cards, statues, saint posters of the day, etc.

Hang the country flags for each day. (*download printable flags*)

Feature the weather forecast for the destination country of the day.



Post up Airport Signs:

- ☐ Welcome Aboard Cat.Chat Airlines (*at registration table*)
- ☐ Arrival & Departure (*at entrance*)
- ☐ Gate number (*on the doorways such as A1, A2, ...*)
- ☐ Baggage Claim (*at area designated for lost and found items*)
- ☐ Thank you for flying Cat.Chat Airlines (*at the main exit doors*)
- ☐ Cat.Chat Airport- Terminal 1 (*in the parking lot area*)

Arrivals



Arrivals



Departures



Departures



Dress-up in the Radical Ride Theme:

The VBS directors can dress up as the pilot/co-pilot.

The Faith leader can dress up as the VBS Saint of the Day.

Station leaders can dress up in clothing representing the destination country of the day.

If using the Flight Group Names, group leaders can dress up in the theme of their group.

Pilots: Pilot hat, suit jacket, black or navy pants, aviator sunglasses, etc.

Air traffic Controllers: Headset, glasses, polo shirt, lanyard with badge, etc.

Airport Security: Yellow safety vests, flashlights/light rods, plastic gloves, etc.

Flight Attendants: Black or navy dress pants or skirt, white shirt, silk scarf or tie. Pin a Radical Ride logo on the front left corner of the shirt.

Airplane Mechanics: Work overalls, toolbelt, ball cap, etc.



Day 1

If you're visiting the northern parts of **Canada**, dress up in red and white colors. Wear a Canada shirt or winter gear. (*mitts, jacket, etc.*)

If you're visiting the **USA** (*perhaps, Hawaii*): wear a Hawaiian shirt, grass skirt, leis, sunglasses, etc.

Day 2 - Poland:

The traditional Polish costumes for men and women are similar to those of the Ukraine. The women braid their hair and attach long, red ribbons. They also wear frilly skirts and the sleeves of their blouses are tied with red ribbon. White lace aprons and bonnets complete their outfits.

Day 3 - France:

Wear a white blouse or shirt, black pants or skirt, a dressy scarf, and a "beret" (*a French painter's hat*).

If you want to be a little more creative, dress up in a Deluxe Napoleon Costume. Wear a black and white military style jacket, an attached red vest, white pants, tall black boots and a gold trimmed hat.

Day 4 - Italy:

Dress up as an Italian chef wearing a white chef's hat and/or jacket, with a little mustache.

Or dress up as an Italian businessman with a black dress suit, a black fedora and carry a briefcase.

Day 5 - Mexico:

Wear the traditional Mexican costume with bright colors, a poncho, and a sombrero!



Day 1 Main Intro

Ladies and gentlemen! Boys and girls! Welcome to Cat.Chat Airlines!

My name is Captain _____. Thank you for choosing to fly with us this week!
Hold on tight as we take flight on “**A Radical Ride on the Wings of Prayer**”

This week at our Cat.Chat VBS, we are going on a special kind of ride!
Each day, we are going to travel to different parts of the world and journey through exciting lessons on prayer with the guidance of the angels and saints.

Did you know that taking a ride in an airplane can make us think of prayer?

Picture Jesus as the pilot and we are His passengers. When we get onboard and allow Jesus to be our pilot, our lives can be a great journey, an awesome adventure, A Radical Ride!
Sometimes the ride of our life may be smooth and calm, and other times we might experience turbulence with ups and downs. When we ride our lives on the wings of prayer, we can experience more peace and greater joy! This ride could change your life!

By learning more about prayer this week at VBS, it will help us to enter into a deeper friendship with Jesus! Jesus is the one who can take us to our ultimate destination which is...
(allow kids to answer) Heaven!

Jesus is telling us to buckle up and enjoy this Radical Ride on the Wings of Prayer!

Are you ready to go on this Radical Ride? *(introduce all the groups)*

Are the Pilots ready to go on a Radical Ride? *(group cheers)*

How about the Air Traffic Controllers? *(group cheers)*

Are the Airport Security Guards ready? *(group cheers)*

How about the Flight Attendants? *(group cheers)*

And what about our Airport Mechanics? *(group cheers)*

Repeat again louder: “**Are you all ready to go on a Radical Ride?**” *(kids cheer even louder)*



Themes and Virtues of the Week

Day 1

Today's theme of the day is **Get Onboard!**

Get onboard for a Radical Ride to the northern parts of Canada!

Show a flag of Canada and locate the country on the map.

If you live in Canada, you can choose to visit the Southern parts of the USA. (perhaps, Hawaii or Florida)

If you live in the USA, you can choose to visit Canada.

This will give the children a different country to experience.

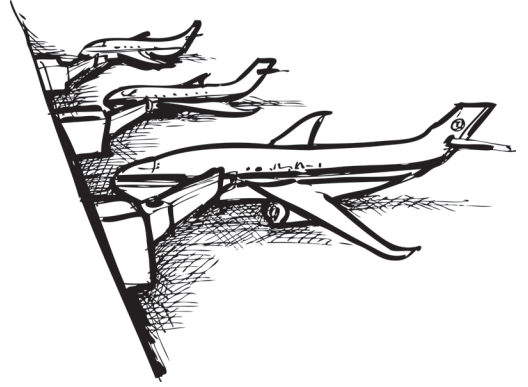
St. Raphael the Archangel (*the patron of saint of travelers*) will be our tour guide for today.

We'll have fun exploring what prayer is and how the angels guide us on this journey.

Our Bible verse of the day is,

"Draw near to God and He will draw near to you..." -James 4:8

Proceed with the virtue demonstration of the day on responsibility.



Day 2

Today's theme is **Prepare for Takeoff!**

Prepare for takeoff on a Radical Ride to Poland.

Show a flag of Poland and locate the country on the map.


St. Faustina (*our VBS Saint of the Day*) will be our tour guide.

We'll have fun learning some of the ways to pray and how to put our trust in Jesus.

Our Bible verse of the day is,

"Be still before the Lord, and wait patiently for Him..." -Psalm 37:7

Proceed with the virtue demonstration of the day on trust.



Day 1 Virtue Demonstration: RESPONSIBILITY

You'll need:

- ☐ **Government Passport** (*this can be an old expired passport*)
 - ☐ **Radical Ride VBS passport**
-

Our virtue demonstration today teaches us about the virtue of responsibility.

Ask:

Who can tell me what the word “responsibility,” means?

To do something with great care and attention, taking initiative and following through.

What are some ways you can practice responsibility at home?

By doing your chores, getting ready for school on time, brushing your teeth, helping mom or dad, etc.

What happens when you're not responsible with these things?

It makes others sad or upset, people could get hurt, you lose their trust, etc.

What are some things about your faith that you need to be responsible for?

Taking the time to pray everyday, going to Mass every Sunday, Confession, praying before meals, loving others, receiving Sacraments, etc.

Explain:

When we practice responsibility in the little things, it helps us to become responsible for some of the bigger things.

What happens when you're not responsible in your faith? *You could lose your faith, you are less likely to make good choices, you make Jesus sad, it causes you to sin, you could miss out on God's exciting plan for your life, miss out on a great friendship with Jesus, etc.*

Demonstrate:

Do you know what this is? (*hold up passport*)

Do you know what a passport is used for?

To prove identification of who you are when you travel. A passport is an official document issued by the government. It certifies the owner's identity and allows admittance into other countries.

Who here has an official passport at home?

Has anyone here had to use their passport to travel to a different country?

Ask a few kids where they have traveled.

Take your time and flip through the pages of your official passport, show children a stamp or two, telling them where you have traveled.

Explain:

This morning at check-in, you all received your very own VBS Radical Ride Passport!

Show VBS passport. This special passport will help you practice responsibility this week. When you travel, you need to be very responsible to make sure you don't lose your passport. You will be responsible for it each day of this VBS. Please keep this with you at all times in your travel bag. Make sure you get your passport stamped or signed by your group leader.

(Opt.) Throughout the week, you may also receive Radical Ride prize tickets to stick in your passport.

Repeat after me: Lord Jesus please help us to grow...in the virtue of responsibility...and help us be more responsible in our faith... Amen.

OPENING ASSEMBLY SKITS

DAY 1: Hello, are you there?

Written by Denise Montpetit © Cat.Chat Productions Inc.

Characters: Jesus (*dressed in white robe*)
Jacob (*main character*)
Dominic (*Jacob's friend*)
Mom (*voice*)

Props: ☐ Jacket
☐ Backpack
☐ Banana or granola bar
☐ 2 cell phones
☐ Soccer ball
☐ Headphones
☐ Video game controller
☐ Chair (*and optional TV*)

Jesus: *Kneels and prays at the foot of Jacob's bed.*

Jacob: *Lays down on the floor in sleeping position. (Have an alarm sound go off from cell phone.)*

Jacob: *Wakes up and shuts alarm. Gets up and stretches arms.*

Jesus: *Turns to see what Jacob is doing and stands up.*

Jacob: *Looks at his phone a bit surprised and says: **Oh my, I'm late again!** Grabs his jacket off the floor, quickly puts it on, grabs his backpack and scrambles to find a granola bar or banana. He quickly heads out the door.*

Jesus: *Calls out to boy while he's rushing off: **Hello?** (pause) **Jacob?** (pause)*

***I wanted to tell you...**(pause) **Hmmmm.** (speaking to audience) **Maybe I'll try calling him.** Dials number with a cell phone.*

Jacob: *Puts his backpack down in a separate corner of the room, picks up a soccer ball and starts kicking it around. He hears his phone ring, grabs it from his pocket, looks at the phone and says to himself in a confused tone of voice: **Jesus?** (pause)*

Jesus: **Hello?** (pause) **Hello? Are you there?**

Jacob: *Speaks quickly into his phone: **I'm kind of busy right now! I'll call you back.***

Puts his phone back in pocket or backpack and continues kicking his soccer ball.

Dominic: *Walks in and gives Jacob a high-five. **Hey Jacob, what's up?***

Jacob: **Not much. Wanna play some soccer?**

Dominic: **Sure!** *Jacob and Dominic walk off the scene.*

Hello, are you there? (Continued)

Jesus: *(Talking to crowd/audience)* **Well, that didn't work. Hmmm... Maybe I'll try texting him. Yeah, that's it! He loves to text all his friends.**

*Jesus grabs phone and reads out the text that He's typing to Jacob: **Hey Jacob, what's up?***

Jacob: *Walks back on the scene, with headphones on: Dancin' it up and humming to some funny song. He doesn't realize that he got a text message and goes to sit in front of a TV, picks up video game controller and sits down.*

Jesus: *(Speaking to audience)* **Well, that didn't work, either. Maybe I should try knockin' on his door.** *Knocks on a pretend door, while tapping his foot a few times on the floor.*

Jacob: *Makes lots of noises, while playing video games and doesn't hear the door.*

Jesus: *Knocks again.*

Jacob: *Continues to focus intensely on his game, making a few grunts, then cheering noises, etc.*

Jesus: *Stands there patiently, waiting.*

Mom: *Calls out from a back room: **Jacob, get to bed. It's late! You've got school tomorrow!***

Jacob: *Okay, mom! (Talking to himself) **Ah, man! I'll beat this level next time!***

*Gets up to shut off the TV and yells outs: **Good night, mom!***

Mom: *(Calls out) **Good night, Jacob!***

Jacob: *Jacob lies down on the floor and goes to sleep.*

Jesus: *Gets down on his knees, folds His hands in prayer, looks up to Heaven and says: **Well... I'll try again tomorrow.***


The End!

**"Even if a prayer is short and simple,
it can be great and powerful!"**


Catechism of the Catholic Church (2668)

VBS Take Home Items

Order these great Radical Ride Treasures and keep the memories and the lessons of this year's VBS alive in the hearts of the children and their families.




Day 1




Day 2



Day 3




Day 4



Day 5



Vinyl Stickers



Music CD



Jesus Prayer Card

ALSO AVAILABLE: Radical Ride Digital VBS Music and more!

For each day of your VBS, families can receive the VBS music, videos, saint coloring pages, printable activities, and more great resources directly to their email.

Go to www.catchat.ca/store - Pricing based on number of VBS child participants.

Go to the Radical Ride Digital Program for all downloads and additional resources.

Includes registration forms, social media ads, VBS certificates, name tags, t-shirt graphics, group banners, ad posters, etc.

