



Dear VBS Director,

Welcome to the Wilderness Adventure Vacation Bible School!

This program was created to help kids and leaders explore, learn and grow in their Catholic faith. **The goal of this program is to help children better understand the seven sacraments and deepen their love for Jesus.**

The Cat.Chat VBS is designed as an easy-to-use, flexible five day program. Each daily schedule will vary from parish to parish, but generally summer programs run from Monday to Friday (*approx. 8:45 a.m.-12:00 noon*). The last day of the VBS may extend into the afternoon with a special liturgy (*Mass*) and the Wilderness Party.

Each day of the Cat.Chat VBS includes:

- **Opening Assembly (20-25 min.)**

Everyone meets together for music and theme song, prayer, announcements, virtue demonstration, Bible verse, skit, and dismissal into groups for station rotations.

- **5 Main Stations: Faith, Crafts, Games, Music and Snacks (25 min. each)**

Adult and teen volunteers (*group leaders*) lead their group of children through the five different stations. Allow an extra five minutes for groups to change stations.

The groups will vary in size, depending on the number of participants attending your VBS.

- **Closing Assembly (10-15 min.)**

Everyone meets together for the Cat.Chat song(s) of the day, announcements, prayer, and dismissal.

Ideally, children should be divided into groups according to their age: 4-5 year olds, 6-7 year olds, 8-9 year olds, 10-11 year olds. Youth ages 12 and up can have roles in areas such as music, skits, party planning, decorating, food prep, assistants for station leader or group leaders, etc.

Each day, the activities in this VBS program focus on a central theme and virtue. From the faith, snacks and crafts to the music and games, each activity is designed to reinforce the daily lesson and enhance the child's faith learning experience.

Thank you for taking on this important role. You're in for a fun and faith-filled week!

We hope this Cat.Chat Vacation Bible School program blesses you as much as it blesses the children who participate.

In Christ,

**The Cat. Chat
VBS Team**

**"The Sacraments are the manifestation
of the Father's tenderness and love
towards each of us."**

Pope Francis



Program Overview



	Day 1	Day 2	Day 3	Day 4	Day 5
Theme	Explore the Sacrament of Baptism	Explore the Sacrament of the Eucharist	Explore the Sacrament of Confirmation	Explore the Sacraments of Reconciliation and Anointing of the Sick	Explore the Sacraments of Matrimony and Holy Orders
Virtue of the Day	Courage	Gratitude	Perseverance	Self-Control	Hope
Saint of the Day	St. John the Baptist	St. Martin de Porres	St. Kateri Tekakwitha	St. Padre Pio	St. Gianna Beretta Molla St. John Vianney
Opening Assembly	VBS Songs, Prayer, Announcements, Theme Intro, Virtue Demonstrations, Bible Verses and Skit				
Skit	Bap and Tism	The Ultimate	A Short Film about the Holy Spirit	Doctor, Doctor	God's Calling
Faith Station	What is Baptism? <i>Bible Story:</i> Baptized in the River Letter to Godparents <i>Audio Clip:</i> Out in the Wilderness Renewal of Baptismal Promises	The Miracle of Bread and Wine <i>Bible Story:</i> The Last Supper Visiting the Blessed Sacrament <i>Audio Clip:</i> Going to Mass Mass Memory	Stirring Up the Spirit The Gifts of the Holy Spirit <i>Bible Story:</i> Apostles on Fire <i>Audio Clip:</i> Trying to Be Like Jesus Quiet Whispers	Sin and Forgiveness <i>Bible Story:</i> Coming Home Visit the Confessional <i>Audio Clip:</i> No to Sin, Yes to God Giant Get Well Card	Discovering Our Vocation <i>Bible Story:</i> The Wedding Feast Special Guest <i>Audio Clip:</i> Faith and Hope in Jesus Sacraments Charades
Music Station	Hike of My Life Celebrate Jesus	The Ultimate One G.O.D.	I Love You Lord Send Down Your Kingdom	River of Life Change	Jump In The Mystery
Craft Station	Wilderness Backpack Holy Water Fonts	Mini Mass Kit My Mass Cards	Bird Houses Holy Spirit Wind Chimes	Jesus Survival Kits Spiritual Bouquet	Light of Christ Lanterns VBS Photo Frame
Snack Station	Baptismal Cupcakes Sacraments Trail Mix	Last Supper Meal Bread of Life Bites	Holy Spirit Campfire Fruit Pizzas	Wilderness Snack Search Butterfly Creations	Sticking Together S'mores Camping Cookout
Games Station	Wilderness Workout Scoop and Pass Obstacle Water Race	Dressed in Your Sunday Best Wilderness Scavenger Hunt Mass Trivia	Fruits of the Spirit Musical Animals Hula-Hoop a Fruit Group	Doctor Dodgeball Tug O' War The Band-Aid Game	Find Your Saint Partner Sacrament Search Skunks, Bears, Campers
Closing Assembly	VBS Songs, Prayer, Announcements, Take Home Items and Dismissal				
Take Home Items	St. John the Baptist saint card Parent Take Home Sheet VBS Music CD	St. Martin de Porres saint card Parent Take Home Sheet	St. Kateri Tekakwitha saint card Parent Take Home Sheet	St. Padre Pio saint card Parent Take Home Sheet	St. Gianna Beretta Molla and St. John Vianney saint cards Parent Take Home Sheet



DIRECTOR SAMPLE PAGES



“Life with Christ is a wonderful adventure.”
St. John Paul II



Child Registration Form

Dates / Location:

=====

Child's Information:

Name: _____

Gender: M F Age: _____ Grade completed: _____

T-shirt size: (circle one) child sizes : XS S M L / adult sizes: S M L XL

Allergies or medical conditions: _____

Health Insurance # (if applicable): _____

Family Information:

Parent/Guardian Name: _____

Address: _____ Email: _____

Phone Numbers:

Home: _____ Cell: _____

Emergency Contact:


Name: _____ Phone: _____

I understand that reasonable precautions will be taken to safeguard the health and well being of the participants in this VBS and that I will be notified as soon as possible in the event of an emergency. In the case of sickness or an accident, I authorize and consent the VBS Team, or other associated volunteers of the VBS program to obtain medical care from a licensed physician, hospital, or medical clinic for my son/daughter in the event that myself or other legal guardian(s) cannot be reached. I hereby do release and forever discharge Cat.Chat Productions, this Diocese, and Parish from all manners of actions, claims which I or the child named above shall or may have for any reason, arising during my child's attendance of the VBS. Unless other written instruction is submitted, I also consent to allowing my child's image to be recorded, either by photograph or video, and used during the VBS week or for future advertisement of VBS programs. Any other use will require your further consent.

Parent / Guardian Signature

Date

Return completed form by _____



If you are interested in helping our kids learn their Catholic faith in a fun and exciting way, please return the completed form to _____ by _____.

☒ **Yes! I want to help kids learn more about the Sacraments!**

<input type="checkbox"/> Faith Lessons	<input type="checkbox"/> Music	<input type="checkbox"/> Crafts	<input type="checkbox"/> Snacks
<input type="checkbox"/> Games	<input type="checkbox"/> Group Leader	<input type="checkbox"/> Decorating	<input type="checkbox"/> Welcome Committee
<input type="checkbox"/> Registration/Sign-In	<input type="checkbox"/> Skits	<input type="checkbox"/> Photo/Video	<input type="checkbox"/> Computer Support
<input type="checkbox"/> Child Care	<input type="checkbox"/> Other:		

Email: _____

Wilderness Decorating Ideas

Your church hall, school gymnasium, or classrooms can be transformed into an awesome outdoor adventure scene. Create an environment where kids feel like they are stepping into a forest or mountain range.

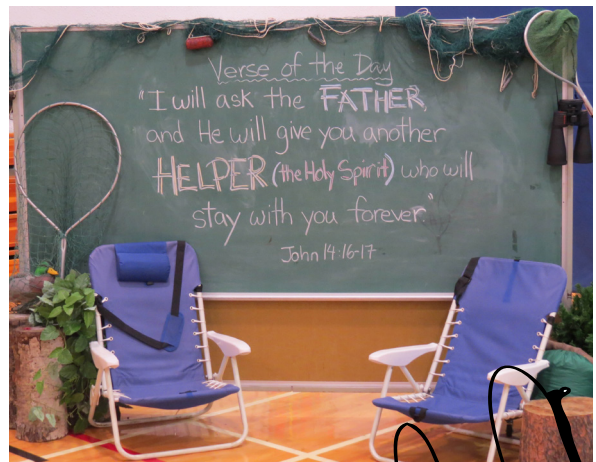
Crumple brown paper and wrap it around pillars to resemble tree trunks and tape some to the walls to resemble a cave setting.

Use green construction paper to cut out leaves and hang them from the ceiling. You can also use green streamers and/or paper chains to look like vines.

Build a small mountain for the main assembly using styrofoam. Cut the styrofoam out in the shape of a mountain and carve grooves into it to resemble rock. Paint the styrofoam using grey spray paint.

Make a sacrament sign using old pieces of barn wood or lumber and nail them to a solid wood post. Paint the words for each of the seven sacraments on the sign posts. This can be placed in the entrance or on the main set.

Ask parishioners and volunteers to lend out artificial Christmas trees, small tents, plastic wading pools, as well as any camping gear to use as decorations and props. Ask them to label their items with their name or initials. *(Lawn chairs, life jackets, coolers, picnic baskets, fishing gear, kayak or canoe, sleeping bags, lanterns, etc.)*



Print off all of the sacrament posters and wilderness clipart provided in the downloads. Put them up in a few different places around your VBS area.

Cover the tables at the snack station with red and white checkered tablecloths. Use logs or small branches as your table centerpieces.

Stuffed animals, hunting decoys, rubber ducks, and animal lawn ornaments make for great decorations.

Search Wilderness VBS decorating ideas on Google, YouTube or Pinterest for more great suggestions.



Dress Up Wilderness Adventure Style

The **VBS director** can dress up as the Wilderness Guide.
Walking stick, plaid shirt, vest, hat, hiking boots, backpack, etc.

The **Faith Leader** can dress up as the VBS Saint of the Day.

The **main station leaders** can dress up in camping clothes.
Sun hats, hiking boots, bandanas, etc.

Create a fun photo-booth. Have a box full of dress up clothes for kids use.
Animal masks, life jackets, toy fishing rods, sun hats, binoculars, etc.



DAY 1 MAIN INTRO

Welcome everyone to our Wilderness Adventure VBS!

My name is _____ and I am going to be your wilderness guide this week.

I also want to introduce the rest of our crew, as they will be helping to lead you on your adventure.

You can introduce the other leaders with fun names like “Adventurous Abby, Brave Brian, Courageous Catherine, Evan the Explorer, Lumberjack Levi, Trusty Tracy.”

Introduce the small groups.

For example: Where are the Bears?

I want to hear your best bear growls.

How about the Blue Jays? *Make bird sounds.*

How about the Beavers?

Clap to make the sound of beaver tails in the water.

This week at our Wilderness VBS, we are going to explore the sacraments together. Did you know that a sacrament is a outward sign, instituted by Christ, that brings a special grace to our souls?

Speaking of signs, I have a sign post that lists all the sacraments.

Point to the sacraments sign.

(The sacrament signs are available to download.)

Who can tell me how many sacraments there are? *Seven.*

Who can name the very first sacrament? *Baptism.*

Ask the kids to call out each of the other sacraments.

(Reconciliation/Confession, Eucharist, Confirmation, Matrimony/Marriage, Holy Orders, and the Anointing of the Sick.)

As you journey through your life of faith, you will start to see just how incredible the sacraments are!

Picture yourself as an explorer on a wilderness adventure, trekking through deep forests and climbing up steep mountains. You may encounter some challenges along the way, but with the right equipment (prayer and scripture) and the seven signposts (sacraments) showing the way, you will eventually reach the top, which is heaven.

Are you ready for this Wilderness Adventure? *Everyone cheer.*



Themes of the Week

Day 1:

Each day, I'm going to show you something from my wilderness backpack. Let me see what I have in my backpack. *Pull out a water bottle.*

Who can tell me what I'm holding? *Water bottle.*

Water is something we need if we're going to survive in the wilderness, but water is also something we use in one of the seven sacraments.

Who can tell me which sacrament uses water? *Baptism.*

You might not remember your own Baptism, but you may have seen someone being baptized. Today, we are going to have fun exploring the sacrament of Baptism as we learn about the courage it takes to live out our baptismal promises.



Our Bible Verse today is from the Gospel of Matthew.

"Go therefore and make disciples of all nations, baptizing them in the name of the Father, and of the Son and of the Holy Spirit." Matt. 28:19

Kids will watch the Bible Verse Video in the music or faith station.

Virtue: Courage. *Do the virtue demonstration.*

Skit: Bap and Tism



Day 2:

Today, I packed food in my wilderness backpack. We need food to give us energy in the wilderness. *Show bread and grapes.*

Who can tell me which sacrament bread and grapes reminds you of? *The Eucharist.*

At Mass, the bread and the wine (*made from grapes*) becomes the body and blood of Jesus. We are going to have an amazing day exploring the sacrament of the Eucharist and how we can have an "attitude of gratitude" for this amazing gift.

Our Bible Verse comes from words that Jesus said in the Gospel of John.

"I am the living bread that came down from Heaven; whoever eats this bread will live forever..." John 6:51

Virtue: Gratitude. *Do the virtue demonstration.*

Skit: The Ultimate



Day 3:

I wonder what's in my backpack today. *Pull out a compass.*

Who can tell me what I'm holding? *Compass.*

A compass is a very important item that can keep you from getting lost, and help guide and lead you to your destination.

Which sacrament does a compass make you think of? *Confirmation.*

In the sacrament of Confirmation, we receive an outpouring of the Holy Spirit. The Holy Spirit is our guide and leads us on the right path.

Themes continued on following page...



Day 1 Virtue Demo: COURAGE

You'll need:

- ☐ A table
- ☐ Sand (*approx. 1 cup*)
- ☐ A nail
- ☐ A very strong magnet

Do a test first to make sure your magnet is strong enough to pull the nail out of the sand.

Ask:

Who can tell me what the word “courage” means? (*to be brave; to face fear, danger or difficulties with strength in the Lord*)

Explain:

Courage is about being strong and brave, even when we are afraid. The important thing is not to let our fears control us.

St. John Paul II often said: “Be not afraid!”

It takes a lot of courage to live out our Catholic faith. God wants us to practice courage because He needs bold disciples living out the faith.

Demonstrate:

These nails represent you and I. *Show nails.* Sometimes we allow ourselves to get wrapped up in our fears and then we aren't free to be ourselves.

Let's imagine the sand represents our fears.

What are things we might be afraid of?

For every fear that you mention, sprinkle a bit of sand over the nail until it's covered.

(Thunderstorms, the dark, heights, spiders, mice, flying in a plane, etc.)

See what happened to the nail? We can't even see it anymore. That's what happens when we allow ourselves to be controlled by our fears.

It takes a lot of courage to overcome our fears!

The best way is to call out to God for help.

God is our magnet and He wants us to stick close to Him. *Show magnet.*

When we feel caught up in our fears, we can call out to God and He will come and help us.

Pass the magnet over the covered nails and show the kids the nails on the magnet.

Explain:

Isn't that cool? Whenever we're afraid, we need to remember to stay close to God, who is bigger, stronger and more powerful than anything that might scare us.

The more we stick with God, the more courage and strength we will have to do what is right when faced with difficult situations.

How can you be courageous in your faith?

Share with others about Jesus, stand up for what is right, say a quiet prayer before lunch at school, invite your friends to Mass, etc

Many saints put themselves in danger in order to remain faithful to God, especially our saint of the day, St. John the Baptist! He preached the Good News about Jesus, even though he got thrown into prison. He didn't let any fears keep him from speaking the truth.

(Opt.) Share a personal story of a time when you (the leader) had to conquer your fears and be courageous.

OPENING ASSEMBLY SKITS

DAY 1: Bap and Tism

Copyright Cat.Chat Productions Inc.

Characters:

Bap (*Clown 1*)

Tism (*Clown 2*)

Props:

☐ Two clown outfits

☐ Watch

☐ Table

Box with the following props:

☐ Large bowl and bottle of water

☐ Hand towel and large white towel

☐ Bottle of Holy Oil

☐ Battery operated candle

☐ Donut and a party horn



-
- Bap:** *Enters, looking at his watch and addressing the audience with fun and excitement.*
- Good morning, everyone! My name is Bap and this morning, my helper Tism and I are going to demonstrate what happens in the Sacrament of Baptism** *(glances at watch again)* **except that Tism is late, and he promised to bring my props!**
- Tism:** *Enters, carrying props in a box. Here I am!*
- Bap:** *Looks slightly upset. Where have you been?*
- Tism:** **I was hungry and stopped at the donut shop and yes... I saved you one!**
- Bap:** **Great! Where is it?**
- Tism:** **Oops! I think it's somewhere in this box.**
Places the box on the table and starts searching through it.
- Bap:** *With a funny look. Gee, thanks! Let me look inside. Moves Tism aside.*
Hey, look what I found! Takes out a bowl and a bottle of water from the box.
- Tism:** **What are you going to do with a bowl and some water?**
- Bap:** **It's just what I need to show these wonderful kids what happens at Baptism. Can you help me out, Tism?**
- Tism:** **Sure, Bap! (eagerly) I'm here to help!**
- Bap:** *Puts bowl on table. Can you hang your head over this bowl?*
- Tism:** **Sure, whatever you say, Bap!**
- Bap:** *Pours water over Tism's forehead, over the bowl.*
- Tism:** *Acts surprised. Hey, what was that for?*

Bap: Well, at Baptism, a priest pours holy water 3 times on the forehead of the person being baptized saying “I baptize you in the name of the Father, and of the Son and of the Holy Spirit.” *Passes a hand towel to Tism.*

Tism: *Wipes forehead. Why do they use water?*

Bap: Water is used during the sacrament of Baptism because it is a symbol of the Holy Spirit. Water is a sign that all your sins are washed away. You become a new person in Christ, fresh and clean. And there’s something else...
Searches in box for bottle of special holy oil. Found it! The special oil!

Tism: *(surprised) Oil! You’re not going to dump oil on my head, are you?*

Bap: No, but I will anoint you with this special holy oil to show these great kids, that the person who is being baptized receives a blessing that gives us the gift of the Holy Spirit and the necessary graces to live a Christian life.

Tism: *Closes his eyes and receives a blessing from Bap.*

Bap: *Make the Sign of the Cross on Tism’s forehead with oil. The Word “Christian” comes from the name of “Christ” which means “Anointed One.”*

Tism: Wow! That’s cool! What’s next?

Bap: *This! Snoops in box and finds a white towel and throws it over Tism’s head.*

Tism: *Keeps towel over head. Hey, what’s that for?*

Bap: In Baptism, you are clothed in Christ. The white garment /towel represents putting on Christ.

Tism: *Removes towel from head. Oh! I see.*

Bap: *Grabs a candle from the box. Receive the light of Christ. Hands candle to Tism. Having been enlightened by Christ, you are to always walk as a child of the light.*

Tism: *Walks around having fun, with candle in hand. I am a child with the light of Christ.*

Bap: Yes...You are a new person in Christ!

Tism: *Jumps up and down having fun. Let’s celebrate, Bap!*

Bap: Tism, what a great idea! *Looks in box and finds a squished donut. Let’s go get more donuts. Blows party horn as they exit.*

The End.

