



# Welcome to the **GAMES STATION**



# DAY 1

**Theme:** The Mass is a **MYSTERY**

**Virtue:** Patience

---

*Each game is designed to last approx. 5-10 minutes. Plan to play two or three different games each day.*

## THE MASS WARM-UP

Hello, fellow detectives! My name is Agent *(use your last name)* and I'm your VBS games leader. My mission this week is to keep you energized and ready for action!

Each day this week, we'll start off with a warm-up to keep us motivated and moving! This "Mass Warm-Up" will remind us of some of the different actions that we do before, during, and after Mass.

### Instructions:

1. We're going to do a few warm up exercises.

*Repeat the actions faster and faster as the players become more familiar them.*

**Wake up for Mass:** *Lay down on your back and quickly get up.*

**Late for Mass:** *Run on the spot.*

**Genuflect before entering the pew:** *Kneel down on one knee.*

**Listen to the readings:** *Sit down quietly.*

**Sign of peace:** *Stand up and shake hands.*

**Pray after Communion:** *Kneel down on both knees.*

**Time to go home for a yummy brunch:** *March on the spot and rub your belly.*



# MARVELOUS MYSTERY SEARCH

## Theme Connection:

We want to learn more about the great mystery of the Mass.

This game is called the Marvelous Mystery Search because we're all going to search for pictures that remind us about the Mass and Jesus in the Eucharist.

## You'll need:

- ☐ Marvelous Mystery Search Cards (*download*)

## Prep:

- Print, cut out and hide Marvelous Mystery Search Cards in your games area. (*approx. 2-3/child*)

*Use the cards with pictures for the younger kids and the cards with scriptures for the older kids.*



## Instructions:

- When I say GO, you have three minutes to try and find as many cards as you can.
- At the end of three minutes, we'll see who found the most cards.  
*Get the older kids to read the scripture cards.*
- At the end of the game, re-hide the cards in mysterious places for the next group to find.

# FRIEND FIND

## Theme Connection:

There are certain things about our friends that might be a mystery to us. The key is to search and ask questions to find out more about our friends.

**Ages:** 7 and up

## You'll Need:

- ☐ Colored markers (*1/child*)
- ☐ Friend Find game sheet (*1/child*)(*download*)

## Instructions:

- Everyone will receive a Friend Find game sheet and a marker.
- Go around and find friends/players to sign your game sheet.  
For example, if Joey is wearing the color red, have him sign his name in the box that says: "Is wearing the color red". Then ask the next person, "Do you go to Mass on Sundays?"  
If they say yes, they will sign their name in that box.
- The winner is the person with the most autographs on their game sheet after 5 minutes of play.
- You can only use a friend's name once. Leaders can play, too.

Friend Find			
Goes to Mass on Sundays	Is an altar server	Has received their First Eucharist	Name starts with J for Jesus
Loves Jesus	Has been to Confession/Reconciliation	Can name the four Gospels	Is wearing the color Red Joey
Can say the "Our Father"	Can sing a song about Jesus Amy	Believes that Jesus is truly present in the Eucharist	Has their own Bible at home
Prays the rosary with their family	Can play the piano or guitar	Has a favorite saint	Can say a scripture by memory

# MASS TRIVIA

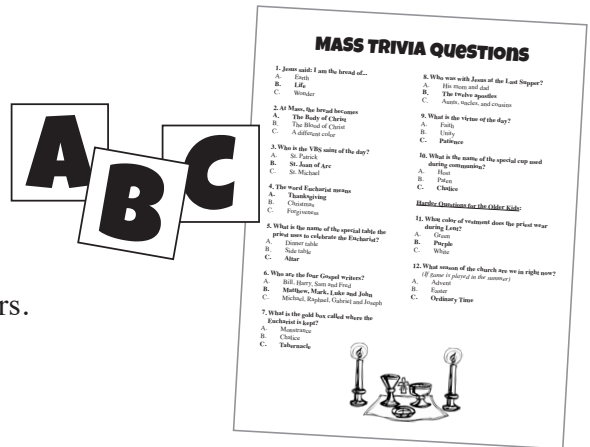
## Theme Connection:

We can have fun learning about the sacrament of the Eucharist while playing The Mass Trivia.

Ages: 7 and up

## You'll need:

- ☐ Mass Trivia Questions (*download*)
- ☐ ABC Trivia Cards (*1 set/team*) (*download*)



## Set up:

- Print out the Trivia Questions and cut out the ABC letters.
- Place the letters on the opposite side of the games area, directly across from each team.

## Instructions:

1. Get into equal teams.
2. The leader will call out a question. The answer will either be A, B, or C.
3. The first player from each team will run to the other side of the playing area, grab the correct letter, and run back to their team. If you don't know the answer, you can ask your teammates.
4. Your team gets a point if your teammate grabbed the correct letter.
5. The winning team is the one with the most points at the end of the game.

# MYSTERY KID

## Theme Connection:

When something is a mystery, it means it is veiled, and often hidden from view. Our goal is to discover what is hidden so that we can solve the mystery. In this game, you will wrap and cover someone on your team and one of your games leaders will try and discover: Who is the Mystery Kid?

## You'll Need:

- ☐ Toilet Paper (*1 large roll/team*)
- ☐ Garbage bag for clean up
- ☐ Whistle

## Instructions:

1. Divide into teams of 3-5 players
2. Each team will receive one large roll of toilet paper.
3. A games leader will leave the playing area until the end of the game.
4. Choose one person from your team to be the Mystery Kid.
5. You will have 4 minutes to wrap your team's Mystery Kid. When I blow the whistle, you need to pass the toilet paper to another player on your team to take turns wrapping.
6. The games leader will come back and guess the Mystery Kids?  
*Give a prize to the team with the best wrapped Mystery Kid.*



# DECODE THE MYSTERY MESSAGE

## Theme Connection:

Detectives are always searching for hidden clues and messages.

It's your turn to be detectives and decode the mystery message on your game sheet.

## You'll need:

- ☐ Mystery Message cards (*download*)
- ☐ Mystery Message game sheets (*1/team*) (*download*)
- ☐ Pencils (*1/team*)

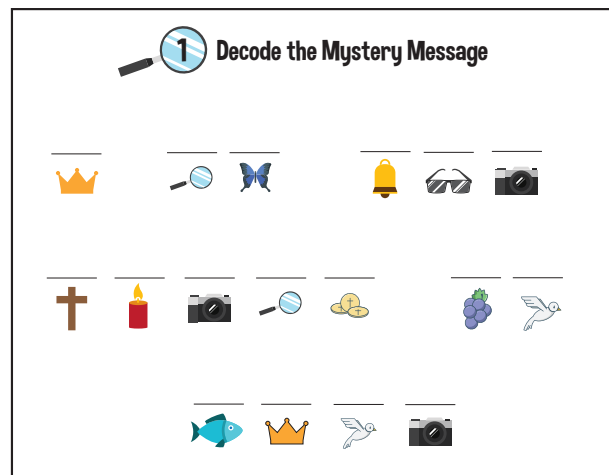
## Prep:

- Print the posters and game sheets.
- Hide the cards in your playing area.



## Instructions:

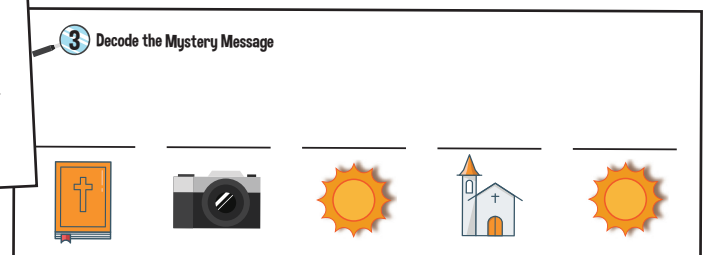
1. Divide into teams of 3-4 players.
2. Each team will receive a secret message to decode.
3. Your team must link arms to find all the letters in your mystery message. When you find a letter that has the matching symbol on your game sheet, write it down on the line.  
*Leave the cards in their hiding place for the next team to find.*
4. The first team to decode the message wins.



Answer: I AM THE BREAD OF LIFE (ages 7 and up)



Answer: EUCHARIST (ages 7 and up)



Answer: JESUS (ages 4-6)