



Dear VBS Director,

Welcome to the Cool Kingdom Party Vacation Bible School program!

This program was created to help kids and leaders explore, learn and grow in their Catholic faith. **The goal of this program is to help children understand the importance of Mary, Our Blessed Mother, and how she leads us closer to her son Jesus.**

The Cat.Chat VBS is designed as an easy-to-use, flexible five day program. Each daily schedule will vary from parish to parish, but generally summer programs run from Monday to Friday (*approx. 8:45 a.m.-12:00 noon*). The last day of the VBS may extend into the afternoon with a special liturgy (*Mass*) and the Cool Kingdom Festival.

Each day of the Cat.Chat VBS includes:

- **Opening Assembly (20-25 min.)**

Everyone meets together for music and theme song, prayer, announcements, virtue demonstration, Bible verse, skit, and dismissal into groups for station rotations.

- **5 Main Stations: Faith, Crafts, Games, Music and Snacks (25 min. each)**

Adult and teen volunteers (*group leaders*) lead their group of children through the five different stations.

Allow an extra five minutes for groups to change stations.

The groups will vary in size, depending on the number of participants attending your VBS.

- **Closing Assembly (10-15 min.)**

Everyone meets together for the Cat.Chat song(s) of the day, announcements, prayer, and dismissal.

Ideally, children should be divided into groups according to their age: 4-5 year olds, 6-7 year olds, 8-9 year olds, 10-11 year olds. Youth ages 12 and up can have roles in areas such as music, skits, party planning, decorating, food prep, assistants for station leader or group leaders, etc.

Each day, the activities in this VBS program focus on a central theme and virtue. From the faith, snacks and crafts to the music and games, each activity is designed to reinforce the daily lesson and enhance the child's faith learning experience.

Thank you for taking on this important role. You're in for a fun and faith-filled week!

We hope this Cat.Chat Vacation Bible School program blesses you as much as it blesses the children who participate.

In Christ,

**The Cat. Chat
VBS Team**

**"The human person is called to work
with his hands, mind and heart for the
coming of God's kingdom into the world."**

St. John Paul II



PROGRAM OVERVIEW

	Day 1	Day 2	Day 3	Day 4	Day 5
Theme	Mary said "Yes" to God! Mary is Mother of Jesus and our Heavenly Mother.	Mary remained pure her whole life. She never sinned.	Mary is Queen of Heaven and Earth. She brings our prayers to Jesus.	Jesus is King and Lord of our lives!	Building the Kingdom of God on Earth.
Saint of the Day	St. Dominic Savio	St. Therese of Lisieux	St. Joseph	St. Francis of Assisi	St. Teresa of Calcutta
Virtue of the Day	Obedience	Purity	Faith	Love	Joy
Opening Assembly	VBS Songs, Prayer, Announcements, Theme and Virtue Demonstration, Bible Verse and Skit.				
Skit	Three Easy Steps	The Chair	Rain, Rain, Go Away	Just the Way You Are	The King's Invitation
FAITH Station	Mary's Place of Honor <i>Story:</i> Mary's Big Yes <i>Audio clip:</i> Full of Grace Rosary of Roses	God's Masterpiece Keeping Our Hearts Pure <i>Story:</i> Mary in Lourdes <i>Audio clip:</i> Immaculate One Purity Poster	Our Heavenly Queen Our Queen Around the World <i>Story:</i> Children at Fatima <i>Audio clip:</i> Hail Holy Queen Consecration to Mary	Jesus Our King The Armor of God <i>Story:</i> A King Like No Other <i>Audio clip:</i> Celebrate Story Time	Building the Kingdom Visiting Jesus <i>Story:</i> Peter in Prison <i>Audio clip:</i> <i>Pray for Me</i> Litany of Mary
MUSIC Station	I Wanna Say Yes The Greatness of the Lord	Simplify Jump In	Full of Grace Shout It Out	To Be Like Jesus Jesus Fill My Heart	El Shaddai Pray for Me
CRAFT Station	VBS Treasure Box Mugs for Mom	Mini Mary Garden Joyful Mystery Cards	Colorful Rosaries Queen of Heaven Banners	Cool Kingdom Crowns Royal Coat of Arms	VBS Treasure Frames God's Helping Hands
SNACK Station	YES Cupcakes for Mary Blueberry Rosary	Purity Trifle Treasure Treats	Royal Tea with the Queen Shining Stars	Edible Armor Kingly Pancakes	Cool Kingdom Castles The Royal Banquet
GAMES Station	Welcome to the Kingdom Signing the Royal Scroll Hail Mary Hunt	Hit the Target Guard Your Heart Unwrap the Treasure	Find Your Mary Partner Mary Go 'Round the World Crowning Mary	The King's Quest Armor of God The King's Coins	Keys to Heaven Capture the Flag Cool Kingdom Festival Games
Closing Assembly	VBS Songs, Prayer, Announcements, Take Home Items and Dismissal				



DIRECTOR SAMPLE PAGES



Director Planning and Responsibilities

- ☐ Check with your parish priest and **set date, times and location** for your VBS.
 - ☐ **Set a registration deadline.**
 - ☐ **Determine your budget** in advance and how the parish wants to handle purchases for VBS supplies. (*crafts, snacks, etc.*) Set up a system for submitting invoices and receipts.
 - ☐ **Determine the cost you will charge** per child. You can approach the parish council to see if they will supplement the additional costs. *Things to consider: Will volunteers have to pay for their kids? Do you want to give a discount to larger families?*
 - ☐ **Promote your VBS** in the parish bulletin, social media, school newsletters, parish website, etc. Send out personal invitations to families in your community. (*download social media graphics and other promotional material*)
 - ☐ Handout the **registration forms** or set up your own online registration.
 - ☐ Make announcements at church to recruit adult and youth leaders and post a volunteer sign-up sheet. (*download sign-up sheet*)
 - ☐ Create a database of all the children who are registering. (*download the Excel spreadsheet.*)
 - ☐ Schedule a meeting with your station leaders to review the program and plan your VBS.
- Share the password for the Cool Kingdom MY VBS digital program with your main station leaders so they can access the files for their station. MY VBS contains all the lesson plans, downloads, action song videos and music for your VBS.**

PERMISSION TO ACCESS THE MY VBS DIGITAL PROGRAM IS ONLY GRANTED TO YOUR VBS TEAM LEADERS.
- ☐ Confirm all **leader** positions:
 - ☐ Assistant Program Director
 - ☐ Treasurer
 - ☐ Faith Leader
 - ☐ Music Leader
 - ☐ Craft Leader
 - ☐ Games Leader
 - ☐ Snack Leader
 - ☐ Decoration Team
 - ☐ Registration/Welcome Committee
 - ☐ Group Leaders
 - ☐ Skit Team
 - ☐ Photography/Video/Computer Support
 - ☐ Runner/Floater
 - ☐ (*opt.*) Childcare Team
 - ☐ Schedule a training session with all volunteers. Go through their roles and responsibilities.
 - ☐ Determine the area for the main assembly, as well as the games, music, crafts, snacks, and faith stations. Confirm with your parish priest that you have permission to use specific areas in the church for your VBS. *Have a back up plan for last minute events (ex.funerals) that may take up your space.*
 - ☐ Request any necessary **sound and video equipment.**
 - ☐ **Order VBS Music CDs, saint cards and posters.** Please allow up to 7-10 business days for shipping. *For an additional fee, you can call to request Express Post Shipping. Digital Music available. Go to catchat.ca/store to purchase a licensing fee.*
 - ☐ Schedule volunteers to help set up and decorate a couple days before the start of VBS.
 - ☐ After VBS, send thank you notes or gifts to volunteers. You could even plan a wrap-up party. (*Wine and cheese, BBQ, etc.*)

Sample Schedule and Group Rotations

Monday - Friday Schedule

Opening Assembly:

9:00 – 9:10	Arrival and music (<i>Theme Song, Action Songs, etc.</i>)
9:10 – 9:25	Prayer, Welcome, Announcements, Virtue demonstration, Bible verse, and Skit.
9:25	Dismissal to first rotation of stations

	<u>Kings & Queens</u>	<u>Princes & Princesses</u>	<u>Dukes & Duchesses</u>	<u>Knights & Dames</u>	<u>Lords and Ladies</u>
9:25 - 9:50	Craft	Music	Faith	Games	Snack
9:55 - 10:20	Games	Craft	Music	Snack	Faith
10:25 - 10:50	Snack	Games	Craft	Faith	Music
10:55 - 11:20	Music	Faith	Snack	Craft	Games
11:25 - 11:50	Faith	Snack	Games	Music	Craft
11:50 – 12:00	Closing Assembly: Action Song, Announcements, Closing Prayer and Dismissal				

To add variety to each day, use the sample schedule for Monday. On Tuesday, shuffle the groups over one column to the right. (Ex. Kings and Queens would do the Princes and Princesses' rotation, the Princes and Princesses would do the Dukes and Duchesses' rotation, etc.) Shuffle again on Wednesday, Thursday and Friday. This works great to allow groups to start and finish at different stations each day. *A complete schedule rotation is available to download and print.*

Depending on the number of participants at your VBS, you may choose to have four different groups instead of five, with one station closed during each rotation.

The Snack Station could be closed for the first rotation every morning, so the snack leaders can prepare the food. This gives every station leader a break during the morning.

Another option is to only have the snack station open once during the day in order to have everyone all together for a mid-morning snack.

Optional: Friday Schedule (Adjusted For Mass and Closing Celebration)

Opening Assembly:

9:00 – 9:15	Arrival, Music, Prayer, Announcements, Virtue demo, Bible verse, and Skit
-------------	---

	<u>Kings & Queens</u>	<u>Princes & Princesses</u>	<u>Dukes & Duchesses</u>	<u>Knights & Dames</u>	<u>Lords and Ladies</u>
9:15 - 9:35	Craft	Music	Faith	Games	Snack
9:40 - 10:00	Games	Craft	Music	Snack	Faith
10:05 - 10:25	Snack	Games	Craft	Faith	Music
10:30 - 10:50	Music	Faith	Snack	Craft	Games
10:55 - 11:15	Faith	Snack	Games	Music	Craft
11:15 - 12:00	Closing Mass				
12:15 - 1:30	Closing Celebration (<i>Cool Kingdom Festival</i>)				

The Cat.Chat VBS sample schedule is set up around a group rotation. The number of kids in your small groups will vary depending on the number of participants registered in your VBS.



Assign children of the same age into the same small group. Try to assign no more than 15- 20 children in a small group. This is a manageable number of children for one adult and one teen assistant (approx. 6:1 ratio). Younger groups may need additional assistants.

The children will go through the daily schedule with their group leader. The group leaders *do not lead the activities*; they *guide the children to each of the stations* and *assist in the children's participation* in the activities. The station leaders will be the ones leading the crafts, snacks, games, etc.



(Option 1) Royal Group Names

Kings and Queens (10-11 year olds)
Princes and Princesses (8-9 year olds)
Dukes and Duchesses (6-7 year olds)
Knights and Dames (5 year olds)
Lords and Ladies (4 year olds)



(Option 2) Mary Group Names

- | | |
|-------------------------------|--------------------------|
| 1. Queen of All Saints | 7. Queen of Angels |
| 2. Immaculate Heart | 8. Mother of God |
| 3. Star of the Sea | 9. Our Lady of Guadalupe |
| 4. Our Lady of the Rosary | 10. Our Lady of Peace |
| 5. Full of Grace | 11. Mystical Rose |
| 6. Our Lady of Perpetual Help | 12. Mother of Mercy |




If you have more than 100-150 kids registered in your VBS, it works well to have two small groups visiting a station at the same time. Or, you may prefer to have two separate stations running at the same time. For example, have two separate craft stations, two separate snack stations, etc.

Group Banners

These banners are great for a meeting place in the morning and to keep the group together as you move from station to station. To have the banner stand up on its own, insert the pole into a base or traffic cone.


1. Print the group banners of your choice. ([download](#))
2. Tape a pole to the back to keep it upright.
3. Post the schedule and names of the children in each group to the back of the banner.



Cool Decorating Ideas

Host the best Cool Kingdom Party VBS in all the land!

Your church hall, school gymnasium, classrooms or church basement can be transformed into a royal theme party. Set the tone to transport your guests back in time to a place known through tales of knights, kings and queens. This royal theme brings enjoyment to all ages, as kids will relish in the valor and chivalry of ancient times. You can refer to the main assembly area as **The Cool Kingdom Castle**, the games area as the **Royal Courtyard**, the snack area as **The Feasting Hall**, the music station as the **Music Hall**, the craft area as the **Royal Art Gallery**, and the faith room as the **Prayer Room**.



As you commence the preparation of transforming your humble abode into a royal castle or a renaissance banquet hall, your first consideration will be the colors that you plan on incorporating. Some great choices for your Cool Kingdom Party are any combination of blue (for Mary), purple (for royalty), gold, white and silver.

Build a Cool Kingdom Castle! Castle walls can be built using cardboard boxes or styrofoam and painted gray.

“Metal bars” made of duct tape or streamers could be used to make a portcullis.

These were a type of gate used in fort or castle walls that could be raised and lowered to allow or block passage.

Create a draw bridge at the entrance of your main assembly using cardboard or plywood.

Attach paper or plastic chains to the cardboard and door frame area, in an open draw bridge fashion.

Decorate the entrance and walkway with paper torches, flags and banners and place a few throughout the rooms.



Examples of a Prayer Room and Feasting Hall (Faith Station and Snack Station)

Make a royal throne for Mary, the guest of honor, by attaching a tall piece of wood and a cushion to a chair. Cover the chair with blue or red fabric. Decorate it with gold ribbon, a large crown, the letter M, jewels, sequins, etc.

Make a large treasure box using a cardboard box or chest and place a treasure inside: a Bible. Put a note on the Bible: "True treasure is found in the Word of God."

Place stacks of old books throughout the room.



Decorate some tables with large candelabras, tapered candles, plastic votives, and gold coins.

Hang toy swords and shields on the walls.

Design a coat of arms incorporating a cross, heart, or the letter M for Mary.

Hang banners and tapestries on the walls. For easy to make banners, cut large pieces of fabric the length of a wall. Cut the bottom into a "V" shape and fold over the top to create a casing and sew or glue in place. The opening should be sufficient to accommodate a curtain rod or wooden dowel. Thread your banner onto the rod and hang them on your wall.

Go to your digital VBS program for pictures, printables and decorating ideas.
Search Kingdom VBS on Google, YouTube or Pinterest for more ideas.



Dress Up Cool Kingdom Party Style

The **VBS director** can dress up as the King or Queen.

The **Faith Leader** can dress up as the VBS Saint of the Day.

The **main station leaders** can dress up in royal clothing.

Men can dress up as knights or princes

(dress shirt, gray pants, royal cape, crown, sword, shield, etc.)

Women can dress up as princesses *(long dresses, braided hair, tiara, etc.)*

Oriental Trading has great Mary costumes and King Costumes.

Leaders can be gatekeepers and dress up in armored knight costumes.

Position them at various doorways to greet the guests.

Suggested greeting: Welcome "Prince Caleb" or "Princess Vanessa" to the Coolest Kingdom Party in the land!

Create a fun photo-booth. Have a treasure box full of royal dress up clothes for kids to try on.

(crowns, capes, princess dresses, toy swords and shields, beaded necklaces, etc.)

The dollar store has some fun crowns if you want all your leaders to wear one. It adds a lovely, royal touch.



Day 1 Main Intro

Optional: Use a British accent when speaking as the King/Queen. The kids will love it.

It is my great honor to welcome you all to our Cool Kingdom Party VBS!

My name is King/Queen _____ and I want to introduce to you the rest of my royal family.
(introduce other leaders as Sir Jeffrey or Lady Elizabeth, etc.)

Do you see this Cool Kingdom Castle?

Point to the castle or simply show a big image of a castle.

Long ago, a castle was a majestic, protective home for the royal family such as kings, queens, knights, princes and princesses. We are part of God's royal family! We are sons and daughters of Jesus our King and Mary our Queen. **You are all God's magnificent princes and princesses!**
This castle will remind us that our eternal home is in the Kingdom of Heaven!

Did you know that there is a Heavenly Kingdom waiting for us?

It is the greatest and coolest of all Kingdoms!

Heaven is bigger and better than we could ever imagine!

Our journey here on earth is meant to lead us to Heaven, and he has given us his Mother Mary as a guide to help us get there. Mary is the Queen of Heaven, and she is also our Heavenly Mother. We will be learning many amazing things about Mary this week and how she wants to lead us closer to her son Jesus, the King of our Heavenly Kingdom.

Are you ready to be a part of this Cool Kingdom Party? (introduce all the small groups)

For example: Are the Kings and Queens ready? (group cheers)

How about the Princes and Princesses? (group cheers)

And the Dukes and Duchesses? (group cheers) How about the Knights and Dames? (group cheers)

And finally, the Lords and Ladies... (group cheers)

Repeat again: **"Are you ready for the Cool Kingdom Party?"** (kids cheer even louder)



**"Let us endeavor to get to heaven! There we shall see God.
How happy we shall feel!"**
St. John Vianney

Themes and Virtues of the Week

DAY 1

Draw attention to the large treasure box.

Each day of VBS, I'm going to take out something from the treasure box that will tell us something about the theme (main message) of the day.

Take out the scroll (download) and unroll it.

Who can tell me what this scroll says? YES!

Theme: Mary said “Yes” to God and became the Mother of Jesus.

Mary is also our mother.

Today, at each of our activity stations, we're going to learn about how we can say YES to God, too.

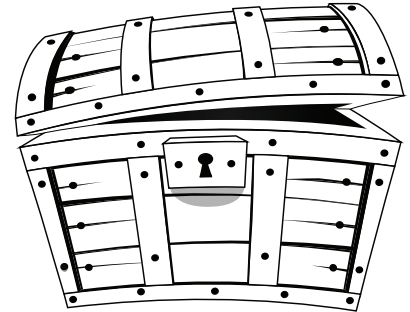
Our Bible Verse today is something that Mary said:

“Let it be done to me according to your word.” Luke 1:38 (*download*)

Kids will watch the Bible Verse video in the music and/or the faith station.

Virtue: Obedience

Do the virtue demonstration.



DAY 2

Take out clear plastic jewels or a large prism from the treasure box.

Who can tell me what I'm holding?

(beautiful jewels/or a large prism)

This prism (*jewel*) is transparent; which means that it's clear and the light can pass through it. The Blessed Virgin Mary is like a precious jewel that shines the light of Christ because her soul was totally clear, pure and beautiful.

Theme: Mary remained pure her whole life. She never sinned.

If possible, try to reflect the light onto the walls.

The kids will be awed by the reflections.

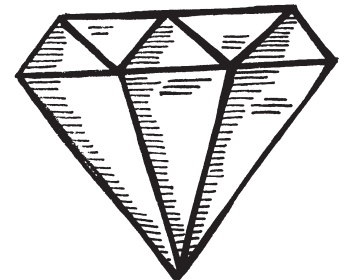
At each of our fun activity stations, we're going to learn how we can live pure and holy lives, too.

Our Bible Verse is about Mary:

“Blessed are you among women and blessed is the fruit of your womb.” Luke 1:42

Virtue: Purity

Do the virtue demonstration.



Day 1 Virtue Demonstration: OBEDIENCE

You'll need:

- ☐ Large plate
 - ☐ 1 raw egg
-

Our virtue demonstration today teaches us about the virtue of obedience.

Explain:

Today's virtue is OBEDIENCE. **Who can tell me what obedience means?**

Doing God's will and following His commandments, the act of obeying, etc.

I'm going to do a little demonstration about obedience using this egg.

Ask:

What would happen if I let go of this egg? *It would fall and break.*

Share:

That's because the law of gravity says that if I drop something it will fall.

If you don't obey the law of gravity, you could get hurt.

Give examples: Like if you jump off the roof of your house, you will fall and get hurt.

Demonstrate:

Invite a child to demonstrate.

Hold the egg five feet from the plate and drop it, or ask the child throw it at you and accidentally drop it onto a plate.

Share:

It is similar with God's laws. If we don't obey God's laws and commandments, we could get hurt.

Our hearts can be easily broken, just like the egg. That's what sin does... it breaks, hurts, and wounds our hearts.

The Bible says:

"Children, obey your parents in everything, for this is pleasing to the Lord."

(Colossians 3:20)

Mary is a great example of someone who was very obedient to God. Mary said "Yes" to God and she became the Mother of Jesus. She said: **"May it be done unto me, according to your Word."**

(Bible verse of the day) That "Yes" ultimately made her our mother too: our Heavenly Mother!

Let's give 3 cheers for Mary!

OPENING ASSEMBLY SKITS

DAY 1: Becoming the World's Greatest Disciple

Written by Denise Montpetit © Cat.Chat Productions

Characters:

Sam (*Main character*)
Dave (*TV personality*)
Justin (*Sam's friend*)
Lucy (*Sam's little sister*)
Mom
Grandpa

Props:

☐ TV remote and chair
☐ Wig and glasses (*for TV personality*)
☐ Stuffed animal (*for Sam's little sister*)
☐ 2 Cell phones (*for Sam & Justin*)

Sam: *Chair on center of stage. Sam enters stage, very excited, holding a remote.*

There's a great video I've been wanting to watch. It's called: Three Easy Steps to Becoming the World's Greatest Disciple. Once I watch this, I'll become a famous preacher and people will come from everywhere to listen to me as I spread the word of God. Ok, here we go...

Sits down on stage and points remote to TV personality (Dave) as he shows up on stage.

Dave: *Talks in a super fun game show host voice. Welcome to Three Easy Steps to Becoming the World's Greatest Disciple. My name is Dave, and I will lead you through these three easy steps. In a very short time, you will be sharing the love of God with those around you.*

Now let's begin. Sam presses pause with remote. TV personality (Dave) freezes.

Lucy: *Quickly runs in calling out Sam's name. Come play with me Sam. Look at the new teddy I got! Please come play teddy bears with me. She grabs on to Sam's arm and shakes it, not letting go. Come play, come play, come play.*

Sam: Lucy, can't you see I'm watching a video?

Lucy: *Continues whining and pulling on his arm. But, I want you to come play!*

Sam: Look, maybe I'll play with you later. I'm busy right now.

Lucy: *Walks off sadly, with head down.*

Sam: Ok, back to my video. *Sam points remote in direction of TV personality (Dave).*

Dave: Step one is loving those around you with the love of Jesus. For example, if your little sister wants you to play with her, but you are too busy, what would be the loving thing to do?

Sam presses pause on remote. Dave freezes.

Sam: No! I can't believe I've failed already. Well, I won't mess up the other steps.

Sam's cell phone rings. Hello?

Justin: *Shows up with his phone. Hi Sam!*

Sam: Oh hey, Justin.

Justin: What are you up to?

Sam: Not much. Just sitting around at home.

Justin: Oh good! A couple of us are going out for ice cream. Wanna come?

Sam: Well, I can't. I'm busy.

Justin: What? You just said that you're sitting around.

Sam: Well, ah...I'm... ah... watching football. Yah, that's what I'm doing. Go Team! Yeah!

Justin: What? Sam, are you watching one of your Jesus videos?

Sam: No, I told you I'm watching football.

Justin: *Not believing him. Riiiiight...* Ok then, I guess I'll see you later. Have fun watching football.

Sam: Ok, bye. *Hangs up. Phew...* I hope he doesn't realize that football season ended months ago. Let's get on with this. *Presses play on remote.*

Dave: *Shows two fingers.* Step two to becoming the world's greatest disciple is sharing your faith with others. Let's say a friend called you and wanted to go out for ice cream. That would be a great opportunity to share your faith, and maybe even tell him about this video you're watching. Be honest! *Sam presses pause.*

Sam: *Sighs.* I messed up again. I can't believe it!

Mom: *Mom comes on stage.* Honey, your grandpa hurt his back. He needs you to come help him.

Grandpa: *Walks with sore back onto stage.* Sam, I need your help. I hurt my back while fixing your car.

Sam: Can't you see that I'm busy? I'm watching this video on becoming the world's greatest disciple.

Grandpa: Oh, you can finish that later. Ow. *Holds his back.* I need your help right now.

Sam: Do you even realize how many people have interrupted me already? I'm never gonna finish this! Grandpa, I can't help you right now... Okay?

Grandpa: *Walks off holding lower back.* Okay Sam. *Shakes his head.* Kids these days... I guess I'll have to call Jimmy and see if he'll come help.

Mom: *Helps grandpa walk off stage.* Sam, we'll need to have a talk about this attitude of yours.

Sam: Now if I can only finish this video. Finally, the last step. *Presses play on remote.*

Dave: *Shows 3 fingers.* Step three: acts of service. For example, if someone needs your help, you need to ask yourself, "What would Jesus do?" *Sam presses pause.*

Sam: I can't believe it! I have just failed at every step! I guess I have a long way to go to becoming the world's greatest disciple. *Sigh.* I might as well finish the video. *Sam presses play.*


Dave: So, how did you do? Was this a humbling experience for you? Becoming the world's greatest disciple starts with becoming humble, just like Mary, Jesus' Mother. She said yes to God and trusted Him with her whole heart, mind and soul. Mary was the World's Greatest Disciple! *Sings VBS theme song chorus.* Keep on saying yes to God. See you next time!

Sam: *Sam presses stop on remote.* Hmm...I wanna say Yes, just like Mary did. *Calls as he runs out.* Hey Grandpa! Grandpa! I'm sorry for being rude. I'll be right there to help.


The End.

VBS TAKEHOME ITEMS


Saint Cards and Posters




Day 1




Day 2



Day 3



Day 4



Day 5



Jesus Prayer Card



Action Song DVD



VBS Music CD



Mary Mother of God Vinyl Sticker

ALSO AVAILABLE: Cool Kingdom Digital VBS Music and more!

For each day of your VBS, families can receive the VBS music, videos, saint coloring pages, printable activities, and more great resources directly to their email.

Go to www.catchat.ca/store - Pricing based on number of VBS child participants.

Go to the Cool Kingdom Digital Program for all downloads and additional resources.


Includes registration forms, social media ads, VBS certificates, name tags, t-shirt graphics, group banners, ad posters, etc.



Group Banners

There are two different options for group banners. All banners are available to download.

Royal Group Banners



Mary Group Banners

