



Program Overview



	Day 1	Day 2	Day 3	Day 4	Day 5
Theme	The Mass is a MYSTERY	The Mass is a GIFT	The Mass is a CELEBRATION	The Mass is a MEAL	The Mass is a CALL
Virtue of the Day	Patience	Peace	Unity	Faith	Generosity
Saint of the Day	St. Joan of Arc	Mary, Queen of All Saints	St. Patrick	St. Michael	St. Elizabeth Ann Seton
Opening Assembly	VBS Songs, Prayer, Announcements, Theme and Virtue Demonstrations, Bible Verses and Skit				
Skit	The Mystery	The Gift	The Party	The Sandwich Skit	The Call
Faith Station	Bible Verse: <i>John 6:56</i> Teaching: <i>Church Tour</i> Mass Question Game	Bible Verse: <i>Luke 22:19</i> Teaching: <i>Prepare for Mass</i> Visit the Blessed Sacrament	Bible Verse: <i>Phil. 4:4</i> Teaching: <i>Parts of the Mass</i> Parts of the Mass Actions	Bible Verse: <i>John 6:51</i> Teaching: <i>The Last Supper</i> Storybook: A Tale of Faith	Bible Verse: <i>Matthew 28:19</i> Teaching: <i>Special Guest</i> Audio Clip and Saint Story
Music Station	Come Live In Me We Come to You	Greatest Gift of All Giver of Life	He's In My Heart Hey!	I Believe Jesus My Faith is in You	Tell the World I Am Called
Craft Station	Marvelous Mystery Box My Mass Cards Mini Mystery Garden	Mass Banners Mission Money Banks Bread in a Jar	Mini Mass Kit Marvelous Mobile Unity Quilt	Awesome Aprons Peg Doll Priest Praise Place Mats	VBS Photo Frames Community Collection Cans Stain Glass Crosses
Snack Station	Mystery Snack Box Bread of Life Bites	Suprise Gift Snack Bread in a Jar	Super Sundae Celebration Fry Family Celebration	Mini Last Supper Fruit Kabobs	Light of the World Cupcakes Church Treats
Games Station	The Mass Warm-Up Marvelous Mystery Search Mass Trivia	Gift Box Game Yes or No Race Who Will Do It?	Dress Up for Mass Relay Hula-Hoop a Group Scoop and Pour	Marvelous Meal Relay Jelly Bean Blitz Mass Detective	Find Your Saint Partner Mystery Message Bible Verse Game
Closing Assembly	VBS Song, Prayer, Announcements, Take Home Items and Dismissal				

Director Planning

- ☐ Check with your parish priest and **set the date, times and location** for your VBS.
- ☐ **Set a registration deadline.**
- ☐ **Determine your budget** in advance and how the parish wants to handle purchases for VBS supplies. (*crafts, snacks, etc.*) Set up a system for submitting invoices and receipts.
- ☐ **Determine the cost you will charge** per child. Ask the parish council to see if they will supplement the additional costs.
Things to consider: Will volunteers have to pay for their kids? Do you want to give a discount to larger families?
- ☐ **Promote your VBS** in the parish bulletin, social media, school newsletters, parish website, etc. Send out personal invitations to families in your community. (*download social media graphics and other promotional material*)
- ☐ Handout the **registration forms** or set up your own online registration.
- ☐ Make announcements at church to recruit adult and youth leaders and post a volunteer sign-up sheet. (*download sign-up sheet*)
- ☐ Create a database of all the children who are registering. (*download the Excel spreadsheet.*)
- ☐ Schedule a meeting with your station leaders to review the program and plan your VBS.
- ☐ Confirm all **leader** positions:
 - ☐ Assistant Program Director
 - ☐ Treasurer
 - ☐ Faith Leader
 - ☐ Music Leader
 - ☐ Craft Leader
 - ☐ Games Leader
 - ☐ Snack Leader
 - ☐ Decoration Team
 - ☐ Registration/Welcome Committee
 - ☐ Group Leaders
 - ☐ Skit Team
 - ☐ Photographer/Video/Computer Support
 - ☐ Runner/Floater
 - ☐ (*opt.*) Childcare Team
- ☐ Schedule a training session with all volunteers. Go through their roles and responsibilities.
- ☐ Determine the area for the main assembly, as well as the games, music, crafts, snacks, and faith stations. Confirm with your parish priest that you have permission to use areas in the church for the entire week of your VBS.
- ☐ Gather the necessary **sound and video equipment.**
- ☐ **Order VBS Music CDs, saint cards and posters.** Please allow up to 7-10 business days for shipping. *For an additional fee, you can call to request Express Post Shipping. Digital Music available. Go to catchat.ca/store*
- ☐ Schedule volunteers to help set up and decorate a couple days before the start of VBS.
- ☐ On the last day of VBS, give thank you notes and gifts to volunteers. Show them how much you appreciate them.

Share the password for the Marvelous Mystery MY VBS online program with your main station leaders so they can access the files for their station. MY VBS contains all the lesson plans, downloads, action song videos and music for your VBS.

PERMISSION TO ACCESS THE MY VBS ONLINE PROGRAM IS ONLY GRANTED TO YOUR VBS TEAM LEADERS.



Sample Schedule and Group Rotations

Monday - Friday Schedule

Opening Assembly:

8:45 - 9:00 Arrival and music (*Theme Song, Action Songs, etc.*)
 9:00 - 9:20 Welcome, Prayer, Announcements, Theme Intro, Virtue Demo and Skit
 9:20 - 9:25 Dismissal to first rotation of stations

	<u>Secret Agents</u>	<u>Detectives</u>	<u>Private Investigators</u>	<u>Officers</u>	<u>Deputies</u>
9:25 - 9:50	Craft	Music	Faith	Games	Snack
9:55 - 10:20	Games	Craft	Music	Snack	Faith
10:25 - 10:50	Snack	Games	Craft	Faith	Music
10:55 - 11:25	Music	Faith	Snack	Craft	Games
11:25 - 11:50	Faith	Snack	Games	Music	Craft

Closing Assembly:

11:50 - 12:00 Theme Song (or other daily Action Song), Announcements and Dismissal.

To add variety to each day, use the sample schedule for Monday. On Tuesday, shuffle the groups over one column to the right. (*Ex. Secret Agents would do the Detectives rotation, Detectives would do the Private Investigators rotation, etc.*) Shuffle again on Wednesday, Thursday and Friday. This works great to allow groups to start and finish at different stations each day.

Depending on the number of participants at your VBS, have four different groups instead of five, with one station closed during each rotation. This gives every station leader a break.

Another option is to only have the snack station open once during the day in order to have everyone all together for a mid-morning snack.

Optional Friday Schedule (Adjusted For Mass and Closing Celebration)

Opening Assembly:

8:45 - 9:15 Arrival, Music, Welcome, Prayer, Announcements, Theme Intro, Virtue Demo and Skit

	<u>Secret Agents</u>	<u>Detectives</u>	<u>Private Investigators</u>	<u>Officers</u>	<u>Deputies</u>
9:15 - 9:35	Craft	Music	Faith	Games	Snack
9:40 - 10:00	Games	Craft	Music	Snack	Faith
10:05 - 10:25	Snack	Games	Craft	Faith	Music
10:30 - 10:50	Music	Faith	Snack	Craft	Games
10:55 - 11:15	Faith	Snack	Games	Music	Craft
11:15 - 12:00	Closing Mass				
12:15 - 1:30	Marvelous Mystery Party				

The Cat.Chat VBS sample schedule is set up around a group rotation. The number of kids in your small groups will vary depending on the number of participants registered in your VBS.

Assign children of the same age into the same small group. Try to assign no more than 15- 20 children in a small group. This is a manageable number of children for one adult and one teen assistant (approx. 6:1 ratio). Younger groups may need additional assistants.

The children will go through the daily schedule with their group leader. The group leaders *do not lead the activities*; they *guide the children to each of the stations* and *assist in the children's participation* in the activities. The station leaders will be the ones leading the crafts, snacks, games, etc.



(Option 1) Mystery Group Names

Secret Agents (10-11 year olds)
Detectives (8-9 year olds)
Private Investigators (6-7 year olds)
Officers (5 year olds)
Deputies (4 year olds)



(Option 2) The Mass Group Names

- | | |
|---------------------|--------------------------|
| 1. Angels | 7. Altar Servers |
| 2. Kids Choir | 8. Eucharistic Ministers |
| 3. Lectors | 9. Congregation |
| 4. Saints | 10. Gift Bearers |
| 5. Universal Church | 11. Ushers |
| 6. Priests | 12. Greeters |


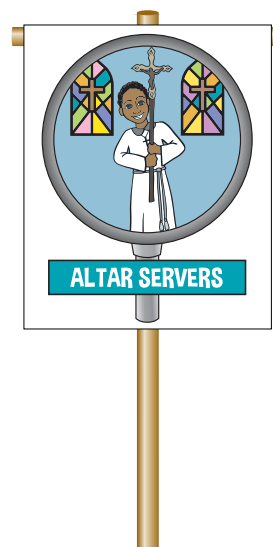


If you have more than 100-150 kids registered in your VBS, it works well to have two small groups visiting a station at the same time. Or, you may prefer to have two separate stations running at the same time. For example, have two separate craft stations, two separate snack stations, etc.

Group Banners

These banners are great for a meeting place in the morning and to keep the group together as you move from station to station. To have the banner stand up on its own, insert the pole into a base or traffic cone.

1. Print the group banners of your choice. ([download](#))
2. Tape a pole to the back to keep it upright.
3. Post the schedule and names of the children in each group to the back of the banner.



Daily Opening Assembly

The Director can be the M.C. for the opening and closing assembly. Have fun and your enthusiasm will engage the children!

MUSIC

During the opening assembly on Day 1, the Director or Music Leader can introduce the theme song *Come Live in Me*. Play the Action Song video. Ask all the leaders to participate, too. Every other day, play one of the action songs learned in the music station from the previous day.

OPENING PRAYER

Ask your parish priest if he can lead the opening prayer. It's great to have the presence of a priest at different times throughout the VBS week.

Opening Prayer
In the name of the Father, and the Son
and the Holy Spirit.
Jesus, we thank you for bringing us
together to discover more about the
mystery of the Mass.
This week at our Cat.Chat VBS,
help us to experience a deeper love
for Jesus in the Eucharist.
Amen.

WELCOME / ANNOUNCEMENTS

Welcome everyone! Introduce the station leaders. Go over any rules and make important announcements. Explain the fire evacuation plan and point out fire exits and washrooms.

INTRODUCE GROUPS

One by one, call on each of the groups and have them cheer.

THEME OF THE DAY

Introduce the Theme of the Day with the use of a Show-n-Tell item (*suggested items on page 16*).

VIRTUE DEMONSTRATION

Refer to the Virtue Demo pages for great ways to demonstrate the Virtue of the Day.

SKIT

The script for the daily skits are included in this director guide and in the digital program.

DISMISSAL to STATIONS

Dismiss the children to their groups. The group leaders will lead the children to their appropriate station. You could have the children sing the theme song (*chorus only*) as they are walking to their stations.



DAY 1 MAIN INTRO



**Ladies and gentleman! Boys and girls! Detectives of all ages!
Welcome to Cat.Chat's Marvelous Mystery VBS!**

(Name of parish) is excited to host this exciting VBS as we explore more about the Mass!
My name is Director _____ and I'll be in charge of leading the mission this week.
I also want to introduce the rest of our team, as they will be helping you during this important investigation. *Introduce the station leaders as "Agent Smith", "Agent Anderson", etc.*

When something is a mystery, it means it is veiled, and often hidden from view.
When a detective is trying to solve a mystery, they look for clues, they study and research everything they can about that topic, and they ask lots of questions.

There are many things about our faith that can be a mystery to us. This week at VBS, we are going to dive in to uncover more about the amazing treasure of the Mass and the mysteries of Christ. With patience and perseverance, we can begin to understand a little more clearly the wonderful things about the Mass and Jesus in the Eucharist.

Every day, you'll be making new discoveries about our faith in each of the five stations: games, music, crafts, faith and snacks. And we will be starting and ending each day here at our main headquarters.

Are you ready for this Marvelous Mystery VBS? *(introduce all the groups)*

For example: Are the Secret Agents ready? (group cheers)

How about the Detectives? *(group cheers)* **Where are the Private Investigators?** *(group cheers)*


Are the Officers ready? *(group cheers)* **And how about the Deputies?** *(group cheers)*

Amazing! Sounds like you are ready to go!

Let's begin with a prayer. In the name of the Father, and the Son, and the Holy Spirit.

Jesus, we thank You for bringing us here to grow in our faith.

This week, help us to understand more about the Mass and experience a deeper love for You in the Eucharist. Bless our time together and keep everyone safe. Amen.



Daily Theme Intros

DAY 1

Show a large magnifying glass. **Who can tell me what I am holding?** (*a magnifying glass*)


Why do we use a magnifying glass? (*to see more clearly, to take a closer look*)

That's what we're going to do during this week. We're going to take a closer look at the Mass, so we can better understand it and deepen our love for Jesus in the Eucharist.

Theme: *The Mass is a MYSTERY* that Jesus wants us to learn more about.

Introduce the **Virtue of the Day: Patience** (*to wait without grumbling or complaining*)

Proceed by doing the virtue demonstration and skit.



DAY 2

Show a large wrapped gift box. **Who can tell me what I am holding?** (*a gift or a present*)

Who likes to receive gifts?

Theme: *The Mass is a GIFT* that Jesus wants us to love and cherish. Jesus is the Greatest Gift we receive at Mass. The more we prepare ourselves for the Mass, the more we will enjoy the Gift of Jesus in the Eucharist.

Introduce the **Virtue of the Day: Peace** (*being quiet and calm inside our hearts*)



“If we only knew how God regards this Sacrifice, we would risk our lives to be present at a single Mass.”

St. Padre Pio

Bible Verse of the Day

Watch the Bible Verse Videos.

The Faith Leader may prefer to play the daily Bible Verse Video in the Faith Station.
Hang up the Bible Verse of the Day posters. (Go to the MY VBS online program.)

Day 1 - The Mass is a Mystery

“He who eats my flesh and drinks my blood abides in me, and I in him.” *John 6:56*

Day 2 - The Mass is a Gift

“This is my body given for you. Do this in remembrance of me.” *Luke 22:19*

Day 3 - The Mass is a Celebration

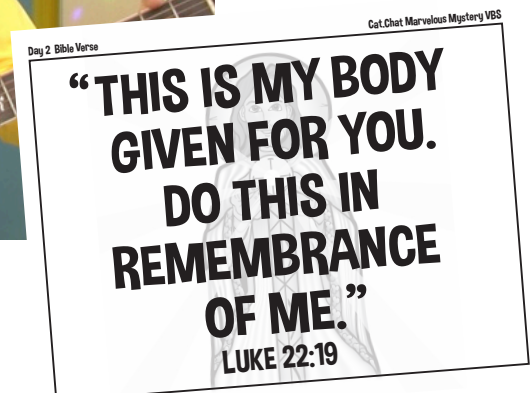
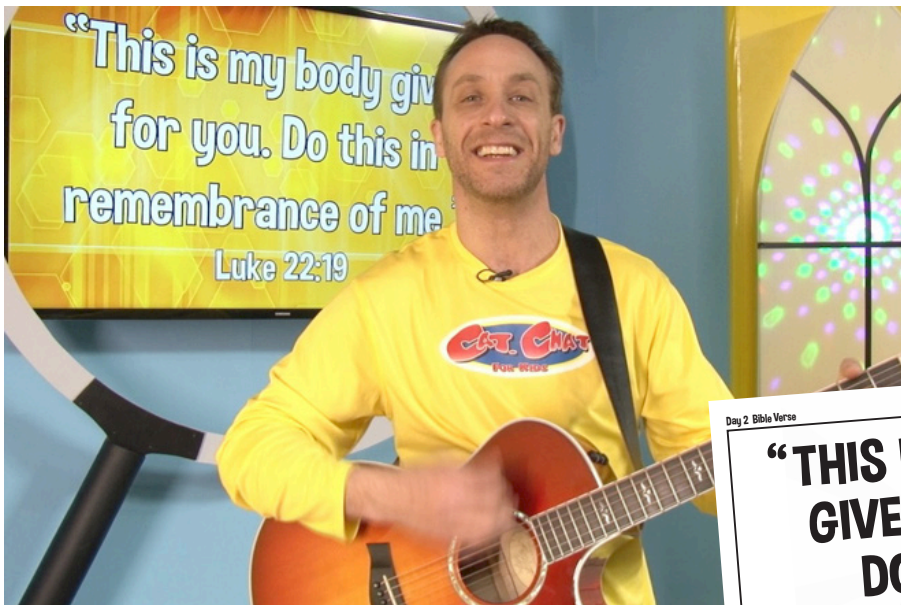
“Rejoice in the Lord always!” *Phillippians 4:4*

Day 4 - The Mass is a Meal

“I am the living bread that came down from heaven; whoever eats this bread will live forever.” *John 6:51*

Day 5 - The Mass is a Call


“Go therefore and make disciples of all nations.” *Matthew 28:19*



DAY 1 Virtue Demo: PATIENCE

You'll need:

- ☐ Watermelon seed
- ☐ Small planting pot with soil
- ☐ Watering can (*filled with water*)
- ☐ Full grown watermelon



Ask:

Would someone like to help me plant my watermelon seed?

Choose volunteer to come up and hold the pot. Plant the seed in the soil. I'm so excited about this seed! I'm going to plant it and it's going to grow into one of my favorite snacks ever – a watermelon!

Demonstrate:

I think my seed might need some things to help it grow. Standing next to the watering can.

What do you think it needs? *Listen for children's responses.*

That's right! Water. Water the seed/dirt.

I'm so excited! I can almost taste the watermelon already!!!

Wait a minute... (looking inside the pot) It's not growing!

What other things might it need to grow? *Listen for children's responses.*

Right. Sunlight!

Now that it's got water and sunlight, we'll get to have watermelon for lunch, right? No? Why not?

It takes time and patience! I have to wait and keep watering it and caring for it. Some things just don't happen right away.

Explain:


It's the same with our faith. It takes time and patience to understand and discover more about the mysteries of our Catholic faith and to grow closer to God.

The Bible says: "Be patient, therefore, brothers, until the coming of the Lord. See how the farmer waits for the precious fruit of the earth, being patient with it until it receives the early and the late rains. You too must be patient." James 5:7-8

We can't discover everything right away. To be patient means waiting without complaining. That's a hard thing to do sometimes.

If we're willing to keep watering our faith with prayer and the sacraments, and keep our hearts in the light of Jesus the Son of God, then the seeds we plant will eventually bear fruit.

Bring out full grown watermelon next to the pot.



DAY 1 Skit: The Mystery

Based on a true story about St. Anthony of Padua and the Donkey

Characters:

- Narrator
- St. Anthony
- Bonillo (*a merchant*)
- Donkey
- Crowd (*some as poor beggars*)

Props:

- Franciscan costume for St. Anthony (*brown/grey robe with rope belt*)
- Costumes for Bonillo and crowd
- Donkey costume (*drape blanket with tail on back and make simple donkey ears*)
- Bucket of Oats
- Host (*white cardboard circle with cross in center*)

The crowd is on the stage going about daily business (*working, talking, and some are poor beggars*).

NARRATOR: This skit is based on a true story. Once upon a time, (*Anthony enters*) there was a man named Anthony. Anthony came from a rich and noble family but he gave up everything to follow Jesus. As a priest and follower of St. Francis, he spent many years helping the poor (*Anthony reaches out and shakes the beggars hands*) and telling people about the Good News of Jesus. Anthony told people that Jesus was really present in the Eucharist. One man named Bonillo refused to believe in the Real Presence of Jesus in the Eucharist.

ANTHONY: Bonillo, I'd like to challenge you to something interesting! Are you up for the challenge?

BONILLO: What's it all about?

ANTHONY: I don't want you to feed your donkey for three days. After three days, we will see if your donkey will choose to go for a pail of oats or if he recognizes Jesus in the Eucharist.

BONILLO: You're crazy if you think my donkey will fall for your Jesus! (Ha.)

ANTHONY: Would you come back to church if I win my part of the challenge?

BONILLO: Sure, I'll take you up on that. But if I win Anthony, you'll look like the fool!

NARRATOR: Bonillo accepted the challenge. Bonillo brought out his donkey, tied him to a post where he could be seen by all; proceeding to starve the donkey for three days. At the same time, St. Anthony went into the forest to fast and pray for three days; taking no food to eat. (*Anthony kneels down and prays*) When the day of the trial came, Anthony went to a Church. He took the Eucharist and brought it to the place where the donkey was tied.

Meanwhile, Bonillo had placed a large bucket of oats several feet away from the donkey. The starving donkey was pulling at the rope, desperate for the food. When the merchant untied the donkey, it went straight for the bucket of oats to eat. But just as the donkey was about to reach the oats, St. Anthony lifted up the Eucharist and shouted in a loud voice:

ANTHONY: *(with confidence)* “Mule, in the Name of the Lord Our God, I command you to come here and adore your Creator!”

NARRATOR: The donkey reared up on his hind legs as if someone had pulled him by a rope. The donkey spun around, and ran to St. Anthony, kneeling on its forelegs with its head bowed to the ground. As commanded in the name of God, the donkey adored its Creator, truly present in the mystery of the Eucharist. *(St. Anthony continues to hold host elevated.)* Bonillo, AMAZED by what happened, begged for Anthony’s forgiveness.

BONILLO: *(drops to his knees)* “Anthony, I’m sorry I ever doubted that the Eucharist is Jesus. Even my donkey believes. How can I not believe? Can you forgive me?”

ANTHONY: “Of course I forgive you and God will forgive you, too.”

NARRATOR: After that, Bonillo believed that the Eucharist is truly Jesus. Bonillo became a Catholic thanks to St. Anthony and the mystery of the Eucharist. The End.

VBS LEADER: *(After the applause), tie the skit to today’s theme – saying:*

Today we’re going to see that the Mass is a Mystery that Jesus wants us to learn more about. This week at the Marvelous Mystery VBS, let us become amazed by Jesus in the Eucharist.



Go to the **Marvelous Mystery Digital Program** for all downloads and additional resources.

Includes social media ads, VBS certificates, name tags, t-shirt graphics, coloring pages, ad posters, etc.




Group Banners

There are two different options for group banners. All banners are available to download.

Mystery Group Banners



The Mass Group Banners



VBS Take Home Treasures

Saint Cards and Posters



Day 1



Day 2



Day 3



Day 4



Day 5



Jesus Prayer Card



Action Song DVD



Music CD



Eucharist Jesus Vinyl Stickers

ALSO AVAILABLE: Marvelous Mystery Digital VBS Music and more!

For each day of your VBS, families can receive the VBS music, videos, saint coloring pages, printable activities, and more great resources directly to their email. Parents and kids can listen to the music, watch the videos and print the activities at home. Go to www.catchat.ca/store - Pricing based on number of VBS child participants.